



Usr: subplaneacion  
Rep: rptEstadoPresupuestoEgresos\_FF

Instituto Tecnológico Superior de Tepeaca  
Estado de Puebla

Estado del Ejercicio del Presupuesto por Fuente de Financiamiento Al 30/nov/2019

Fecha y hora de Impresión | 13/dic/2019  
09:25 a.m.

Fuente de Financiamiento		Aprobado	Ampliaciones / (Reducciones)	Presupuesto Vigente	Comprometido	Presupuesto Disponible para Comprometer	Devengado	Comprometido No Devengado	Presupuesto Sin Devengar	Ejercido	Pagado	Cuentas por
Objeto	del Gasto											Pagar Deuda
<b>14 INGRESOS PROPIOS</b>												
<b>1000</b>	<b>SERVICIOS PERSONALES</b>	<b>\$0.00</b>	<b>\$135,496.51</b>	<b>\$135,496.51</b>	<b>\$0.00</b>	<b>\$135,496.51</b>	<b>\$0.00</b>	<b>\$0.00</b>	<b>\$135,496.51</b>	<b>\$0.00</b>	<b>\$0.00</b>	<b>\$0.00</b>
<b>1500</b>	<b>OTRAS PRESTACIONES SOCIALES Y ECONÓMICAS</b>	<b>\$0.00</b>	<b>\$135,496.51</b>	<b>\$135,496.51</b>	<b>\$0.00</b>	<b>\$135,496.51</b>	<b>\$0.00</b>	<b>\$0.00</b>	<b>\$135,496.51</b>	<b>\$0.00</b>	<b>\$0.00</b>	<b>\$0.00</b>
1520	Indemnizaciones	\$0.00	\$135,496.51	\$135,496.51	\$0.00	\$135,496.51	\$0.00	\$0.00	\$135,496.51	\$0.00	\$0.00	\$0.00
1521	Indemnizaciones	\$0.00	\$135,496.51	\$135,496.51	\$0.00	\$135,496.51	\$0.00	\$0.00	\$135,496.51	\$0.00	\$0.00	\$0.00
<b>2000</b>	<b>MATERIALES Y SUMINISTROS</b>	<b>\$50,000.00</b>	<b>\$1,091,756.97</b>	<b>\$1,141,756.97</b>	<b>\$599,525.37</b>	<b>\$542,231.60</b>	<b>\$599,525.37</b>	<b>\$0.00</b>	<b>\$542,231.60</b>	<b>\$599,525.37</b>	<b>\$599,525.37</b>	<b>\$0.00</b>
<b>2100</b>	<b>MATERIALES DE ADMINISTRACIÓN, EMISIÓN DE DOC</b>	<b>\$20,000.00</b>	<b>\$183,556.38</b>	<b>\$203,556.38</b>	<b>\$13,275.40</b>	<b>\$190,280.98</b>	<b>\$13,275.40</b>	<b>\$0.00</b>	<b>\$190,280.98</b>	<b>\$13,275.40</b>	<b>\$13,275.40</b>	<b>\$0.00</b>
2110	Materiales, útiles y equipos menores de oficina	\$20,000.00	\$30,000.00	\$50,000.00	\$13,275.40	\$36,724.60	\$13,275.40	\$0.00	\$36,724.60	\$13,275.40	\$13,275.40	\$0.00
2111	Materiales, útiles y equipos menores de oficina	\$20,000.00	\$30,000.00	\$50,000.00	\$13,275.40	\$36,724.60	\$13,275.40	\$0.00	\$36,724.60	\$13,275.40	\$13,275.40	\$0.00
2150	Material impreso e información digital	\$0.00	\$47,687.18	\$47,687.18	\$0.00	\$47,687.18	\$0.00	\$0.00	\$47,687.18	\$0.00	\$0.00	\$0.00
2151	Material impreso e información digital	\$0.00	\$47,687.18	\$47,687.18	\$0.00	\$47,687.18	\$0.00	\$0.00	\$47,687.18	\$0.00	\$0.00	\$0.00
2170	Materiales y útiles de enseñanza	\$0.00	\$105,869.20	\$105,869.20	\$0.00	\$105,869.20	\$0.00	\$0.00	\$105,869.20	\$0.00	\$0.00	\$0.00
2171	Materiales y útiles de enseñanza	\$0.00	\$105,869.20	\$105,869.20	\$0.00	\$105,869.20	\$0.00	\$0.00	\$105,869.20	\$0.00	\$0.00	\$0.00
<b>2200</b>	<b>ALIMENTOS Y UTENSILIOS</b>	<b>\$0.00</b>	<b>\$40,000.00</b>	<b>\$40,000.00</b>	<b>\$0.00</b>	<b>\$40,000.00</b>	<b>\$0.00</b>	<b>\$0.00</b>	<b>\$40,000.00</b>	<b>\$0.00</b>	<b>\$0.00</b>	<b>\$0.00</b>
2210	Productos alimenticios para personas	\$0.00	\$25,000.00	\$25,000.00	\$0.00	\$25,000.00	\$0.00	\$0.00	\$25,000.00	\$0.00	\$0.00	\$0.00
2211	Productos alimenticios para personas	\$0.00	\$25,000.00	\$25,000.00	\$0.00	\$25,000.00	\$0.00	\$0.00	\$25,000.00	\$0.00	\$0.00	\$0.00
2230	Utensilios para el servicio de alimentación	\$0.00	\$15,000.00	\$15,000.00	\$0.00	\$15,000.00	\$0.00	\$0.00	\$15,000.00	\$0.00	\$0.00	\$0.00
2231	Utensilios para el servicio de alimentación	\$0.00	\$15,000.00	\$15,000.00	\$0.00	\$15,000.00	\$0.00	\$0.00	\$15,000.00	\$0.00	\$0.00	\$0.00
<b>2400</b>	<b>MATERIALES Y ARTÍCULOS DE CONSTRUCCIÓN Y DE</b>	<b>\$0.00</b>	<b>\$35,000.00</b>	<b>\$35,000.00</b>	<b>\$0.00</b>	<b>\$35,000.00</b>	<b>\$0.00</b>	<b>\$0.00</b>	<b>\$35,000.00</b>	<b>\$0.00</b>	<b>\$0.00</b>	<b>\$0.00</b>
2460	Material eléctrico y electrónico	\$0.00	\$35,000.00	\$35,000.00	\$0.00	\$35,000.00	\$0.00	\$0.00	\$35,000.00	\$0.00	\$0.00	\$0.00
2461	Material eléctrico y electrónico	\$0.00	\$35,000.00	\$35,000.00	\$0.00	\$35,000.00	\$0.00	\$0.00	\$35,000.00	\$0.00	\$0.00	\$0.00
<b>2500</b>	<b>PRODUCTOS QUÍMICOS, FARMACÉUTICOS Y DE LABI</b>	<b>\$0.00</b>	<b>\$110,000.00</b>	<b>\$110,000.00</b>	<b>\$0.00</b>	<b>\$110,000.00</b>	<b>\$0.00</b>	<b>\$0.00</b>	<b>\$110,000.00</b>	<b>\$0.00</b>	<b>\$0.00</b>	<b>\$0.00</b>
2510	Productos químicos básicos	\$0.00	\$45,000.00	\$45,000.00	\$0.00	\$45,000.00	\$0.00	\$0.00	\$45,000.00	\$0.00	\$0.00	\$0.00
2511	Productos químicos básicos	\$0.00	\$45,000.00	\$45,000.00	\$0.00	\$45,000.00	\$0.00	\$0.00	\$45,000.00	\$0.00	\$0.00	\$0.00
2520	Fertilizantes, pesticidas y otros agroquímicos	\$0.00	\$30,000.00	\$30,000.00	\$0.00	\$30,000.00	\$0.00	\$0.00	\$30,000.00	\$0.00	\$0.00	\$0.00
2521	Fertilizantes, pesticidas y otros agroquímicos	\$0.00	\$30,000.00	\$30,000.00	\$0.00	\$30,000.00	\$0.00	\$0.00	\$30,000.00	\$0.00	\$0.00	\$0.00
2590	Otros productos químicos	\$0.00	\$35,000.00	\$35,000.00	\$0.00	\$35,000.00	\$0.00	\$0.00	\$35,000.00	\$0.00	\$0.00	\$0.00
2591	Otros productos químicos	\$0.00	\$35,000.00	\$35,000.00	\$0.00	\$35,000.00	\$0.00	\$0.00	\$35,000.00	\$0.00	\$0.00	\$0.00
<b>2700</b>	<b>VESTUARIO, BLANCOS, PRENDAS DE PROTECCIÓN Y</b>	<b>\$0.00</b>	<b>\$88,769.80</b>	<b>\$88,769.80</b>	<b>\$0.00</b>	<b>\$88,769.80</b>	<b>\$0.00</b>	<b>\$0.00</b>	<b>\$88,769.80</b>	<b>\$0.00</b>	<b>\$0.00</b>	<b>\$0.00</b>
2710	Vestuario y uniformes	\$0.00	\$70,000.00	\$70,000.00	\$0.00	\$70,000.00	\$0.00	\$0.00	\$70,000.00	\$0.00	\$0.00	\$0.00



Usr: subplaneacion  
Rep: rptEstadoPresupuestoEgresos\_FF

# Instituto Tecnológico Superior de Tepeaca Estado de Puebla

## Estado del Ejercicio del Presupuesto por Fuente de Financiamiento Al 30/nov/2019

Fecha y hora de Impresión | 13/dic/2019  
09:25 a.m.

Fuente de Financiamiento		Aprobado	Ampliaciones / (Reducciones)	Presupuesto Vigente	Comprometido	Presupuesto Disponibile para Comprometer	Devengado	Comprometido No Devengado	Presupuesto Sin Devengar	Ejercido	Pagado	Cuentas por
Objeto	Gasto											Pagar Deuda
2711	Vestuario y uniformes	\$0.00	\$70,000.00	\$70,000.00	\$0.00	\$70,000.00	\$0.00	\$0.00	\$70,000.00	\$0.00	\$0.00	\$0.00
2730	Artículos deportivos	\$0.00	\$18,769.80	\$18,769.80	\$0.00	\$18,769.80	\$0.00	\$0.00	\$18,769.80	\$0.00	\$0.00	\$0.00
2731	Artículos deportivos	\$0.00	\$18,769.80	\$18,769.80	\$0.00	\$18,769.80	\$0.00	\$0.00	\$18,769.80	\$0.00	\$0.00	\$0.00
<b>2900</b>	<b>HERRAMIENTAS, REFACCIONES Y ACCESORIOS MEN</b>	<b>\$30,000.00</b>	<b>\$634,430.79</b>	<b>\$664,430.79</b>	<b>\$586,249.97</b>	<b>\$78,180.82</b>	<b>\$586,249.97</b>	<b>\$0.00</b>	<b>\$78,180.82</b>	<b>\$586,249.97</b>	<b>\$586,249.97</b>	<b>\$0.00</b>
2910	Herramientas menores	\$0.00	\$48,181.00	\$48,181.00	\$0.00	\$48,181.00	\$0.00	\$0.00	\$48,181.00	\$0.00	\$0.00	\$0.00
2911	Herramientas menores	\$0.00	\$48,181.00	\$48,181.00	\$0.00	\$48,181.00	\$0.00	\$0.00	\$48,181.00	\$0.00	\$0.00	\$0.00
2940	Refacciones y accesorios menores de equipo de cómputo	\$30,000.00	\$586,249.79	\$616,249.79	\$586,249.97	\$29,999.82	\$586,249.97	\$0.00	\$29,999.82	\$586,249.97	\$586,249.97	\$0.00
2941	Refacciones y accesorios menores de equipo de cómputo	\$30,000.00	\$586,249.79	\$616,249.79	\$586,249.97	\$29,999.82	\$586,249.97	\$0.00	\$29,999.82	\$586,249.97	\$586,249.97	\$0.00
<b>3000</b>	<b>SERVICIOS GENERALES</b>	<b>\$225,000.00</b>	<b>\$3,417,791.41</b>	<b>\$3,642,791.41</b>	<b>\$2,584,306.44</b>	<b>\$1,058,484.97</b>	<b>\$2,558,806.44</b>	<b>\$25,500.00</b>	<b>\$1,083,984.97</b>	<b>\$2,558,806.44</b>	<b>\$2,558,806.44</b>	<b>\$0.00</b>
<b>3200</b>	<b>SERVICIOS DE ARRENDAMIENTO</b>	<b>\$0.00</b>	<b>\$15,000.00</b>	<b>\$15,000.00</b>	<b>\$0.00</b>	<b>\$15,000.00</b>	<b>\$0.00</b>	<b>\$0.00</b>	<b>\$15,000.00</b>	<b>\$0.00</b>	<b>\$0.00</b>	<b>\$0.00</b>
3270	Arrendamiento de activos intangibles	\$0.00	\$15,000.00	\$15,000.00	\$0.00	\$15,000.00	\$0.00	\$0.00	\$15,000.00	\$0.00	\$0.00	\$0.00
3271	Arrendamiento de activos intangibles	\$0.00	\$15,000.00	\$15,000.00	\$0.00	\$15,000.00	\$0.00	\$0.00	\$15,000.00	\$0.00	\$0.00	\$0.00
<b>3300</b>	<b>SERVICIOS PROFESIONALES, CIENTÍFICOS, TÉCNICO</b>	<b>\$25,000.00</b>	<b>\$3,366,562.21</b>	<b>\$3,391,562.21</b>	<b>\$2,483,546.66</b>	<b>\$908,015.55</b>	<b>\$2,483,546.66</b>	<b>\$0.00</b>	<b>\$908,015.55</b>	<b>\$2,483,546.66</b>	<b>\$2,483,546.66</b>	<b>\$0.00</b>
3340	Servicios de capacitación	\$0.00	\$3,254,682.21	\$3,254,682.21	\$2,346,666.66	\$908,015.55	\$2,346,666.66	\$0.00	\$908,015.55	\$2,346,666.66	\$2,346,666.66	\$0.00
3341	Servicios de capacitación	\$0.00	\$3,254,682.21	\$3,254,682.21	\$2,346,666.66	\$908,015.55	\$2,346,666.66	\$0.00	\$908,015.55	\$2,346,666.66	\$2,346,666.66	\$0.00
3350	Servicios de investigación científica y desarrollo	\$0.00	\$136,880.00	\$136,880.00	\$136,880.00	\$0.00	\$136,880.00	\$0.00	\$0.00	\$136,880.00	\$136,880.00	\$0.00
3351	Servicios de investigación científica y desarrollo	\$0.00	\$136,880.00	\$136,880.00	\$136,880.00	\$0.00	\$136,880.00	\$0.00	\$0.00	\$136,880.00	\$136,880.00	\$0.00
3360	Servicios de apoyo administrativo, fotocopiado e impresió	\$25,000.00	-\$25,000.00	\$0.00	\$0.00	\$0.00	\$0.00	\$0.00	\$0.00	\$0.00	\$0.00	\$0.00
3361	Servicios de apoyo administrativo, fotocopiado e impresió	\$25,000.00	-\$25,000.00	\$0.00	\$0.00	\$0.00	\$0.00	\$0.00	\$0.00	\$0.00	\$0.00	\$0.00
<b>3400</b>	<b>SERVICIOS FINANCIEROS, BANCARIOS Y COMERCIAI</b>	<b>\$5,000.00</b>	<b>-\$2,270.80</b>	<b>\$2,729.20</b>	<b>\$197.20</b>	<b>\$2,532.00</b>	<b>\$197.20</b>	<b>\$0.00</b>	<b>\$2,532.00</b>	<b>\$197.20</b>	<b>\$197.20</b>	<b>\$0.00</b>
3410	Servicios financieros y bancarios	\$5,000.00	-\$3,000.00	\$2,000.00	\$197.20	\$1,802.80	\$197.20	\$0.00	\$1,802.80	\$197.20	\$197.20	\$0.00
3411	Servicios financieros y bancarios	\$5,000.00	-\$3,000.00	\$2,000.00	\$197.20	\$1,802.80	\$197.20	\$0.00	\$1,802.80	\$197.20	\$197.20	\$0.00
3470	Fletes y maniobras	\$0.00	\$729.20	\$729.20	\$0.00	\$729.20	\$0.00	\$0.00	\$729.20	\$0.00	\$0.00	\$0.00
3471	Fletes y maniobras	\$0.00	\$729.20	\$729.20	\$0.00	\$729.20	\$0.00	\$0.00	\$729.20	\$0.00	\$0.00	\$0.00
<b>3800</b>	<b>SERVICIOS OFICIALES</b>	<b>\$0.00</b>	<b>\$126,500.00</b>	<b>\$126,500.00</b>	<b>\$60,118.00</b>	<b>\$66,382.00</b>	<b>\$60,118.00</b>	<b>\$0.00</b>	<b>\$66,382.00</b>	<b>\$60,118.00</b>	<b>\$60,118.00</b>	<b>\$0.00</b>
3820	Gastos de orden social y cultural	\$0.00	\$126,500.00	\$126,500.00	\$60,118.00	\$66,382.00	\$60,118.00	\$0.00	\$66,382.00	\$60,118.00	\$60,118.00	\$0.00
3821	Gastos de orden social y cultural	\$0.00	\$126,500.00	\$126,500.00	\$60,118.00	\$66,382.00	\$60,118.00	\$0.00	\$66,382.00	\$60,118.00	\$60,118.00	\$0.00
<b>3900</b>	<b>OTROS SERVICIOS GENERALES</b>	<b>\$195,000.00</b>	<b>-\$88,000.00</b>	<b>\$107,000.00</b>	<b>\$40,444.58</b>	<b>\$66,555.42</b>	<b>\$14,944.58</b>	<b>\$25,500.00</b>	<b>\$92,055.42</b>	<b>\$14,944.58</b>	<b>\$14,944.58</b>	<b>\$0.00</b>
3920	Impuestos y derechos	\$70,000.00	\$0.00	\$70,000.00	\$27,060.00	\$42,940.00	\$1,560.00	\$25,500.00	\$68,440.00	\$1,560.00	\$1,560.00	\$0.00
3921	Impuestos y derechos	\$70,000.00	\$0.00	\$70,000.00	\$27,060.00	\$42,940.00	\$1,560.00	\$25,500.00	\$68,440.00	\$1,560.00	\$1,560.00	\$0.00
3990	Otros servicios generales	\$125,000.00	-\$88,000.00	\$37,000.00	\$13,384.58	\$23,615.42	\$13,384.58	\$0.00	\$23,615.42	\$13,384.58	\$13,384.58	\$0.00



Usr: subplaneacion  
Rep: rptEstadoPresupuestoEgresos\_FF

# Instituto Tecnológico Superior de Tepeaca Estado de Puebla

## Estado del Ejercicio del Presupuesto por Fuente de Financiamiento Al 30/nov/2019

Fecha y hora de Impresión | 13/dic/2019  
09:25 a.m.

Fuente de Financiamiento		Aprobado	Ampliaciones / (Reducciones)	Presupuesto Vigente	Comprometido	Presupuesto Disponible para Comprometer	Devengado	Comprometido No Devengado	Presupuesto Sin Devengar	Ejercido	Pagado	Cuentas por
Objeto	del Gasto											Pagar Deuda
3991	Otros servicios generales	\$125,000.00	-\$88,000.00	\$37,000.00	\$13,384.58	\$23,615.42	\$13,384.58	\$0.00	\$23,615.42	\$13,384.58	\$13,384.58	\$0.00
<b>5000</b>	<b>BIENES MUEBLES, INMUEBLES E INTANGIBLES</b>	<b>\$0.00</b>	<b>\$490,697.05</b>	<b>\$490,697.05</b>	<b>\$436,290.01</b>	<b>\$54,407.04</b>	<b>\$436,290.01</b>	<b>\$0.00</b>	<b>\$54,407.04</b>	<b>\$436,290.01</b>	<b>\$436,290.01</b>	<b>\$0.00</b>
<b>5100</b>	<b>MOBILIARIO Y EQUIPO DE ADMINISTRACIÓN</b>	<b>\$0.00</b>	<b>\$131,000.00</b>	<b>\$131,000.00</b>	<b>\$130,999.96</b>	<b>\$0.04</b>	<b>\$130,999.96</b>	<b>\$0.00</b>	<b>\$0.04</b>	<b>\$130,999.96</b>	<b>\$130,999.96</b>	<b>\$0.00</b>
5150	Equipo de cómputo y de tecnología de la información	\$0.00	\$131,000.00	\$131,000.00	\$130,999.96	\$0.04	\$130,999.96	\$0.00	\$0.04	\$130,999.96	\$130,999.96	\$0.00
5151	Equipo de cómputo y de tecnología de la información	\$0.00	\$131,000.00	\$131,000.00	\$130,999.96	\$0.04	\$130,999.96	\$0.00	\$0.04	\$130,999.96	\$130,999.96	\$0.00
<b>5300</b>	<b>EQUIPO E INSTRUMENTAL MÉDICO Y DE LABORATORIO</b>	<b>\$0.00</b>	<b>\$316,890.05</b>	<b>\$316,890.05</b>	<b>\$305,290.05</b>	<b>\$11,600.00</b>	<b>\$305,290.05</b>	<b>\$0.00</b>	<b>\$11,600.00</b>	<b>\$305,290.05</b>	<b>\$305,290.05</b>	<b>\$0.00</b>
5310	Equipo médico y de laboratorio	\$0.00	\$13,688.00	\$13,688.00	\$13,688.00	\$0.00	\$13,688.00	\$0.00	\$0.00	\$13,688.00	\$13,688.00	\$0.00
5311	Equipo médico y de laboratorio	\$0.00	\$13,688.00	\$13,688.00	\$13,688.00	\$0.00	\$13,688.00	\$0.00	\$0.00	\$13,688.00	\$13,688.00	\$0.00
5320	Instrumental médico y de laboratorio	\$0.00	\$303,202.05	\$303,202.05	\$291,602.05	\$11,600.00	\$291,602.05	\$0.00	\$11,600.00	\$291,602.05	\$291,602.05	\$0.00
5321	Instrumental médico y de laboratorio	\$0.00	\$303,202.05	\$303,202.05	\$291,602.05	\$11,600.00	\$291,602.05	\$0.00	\$11,600.00	\$291,602.05	\$291,602.05	\$0.00
<b>5600</b>	<b>MAQUINARIA, OTROS EQUIPOS Y HERRAMIENTAS</b>	<b>\$0.00</b>	<b>\$42,807.00</b>	<b>\$42,807.00</b>	<b>\$0.00</b>	<b>\$42,807.00</b>	<b>\$0.00</b>	<b>\$0.00</b>	<b>\$42,807.00</b>	<b>\$0.00</b>	<b>\$0.00</b>	<b>\$0.00</b>
5660	Equipos de generación eléctrica, aparatos y accesorios eléctricos	\$0.00	\$10,698.00	\$10,698.00	\$0.00	\$10,698.00	\$0.00	\$0.00	\$10,698.00	\$0.00	\$0.00	\$0.00
5661	Equipos de generación eléctrica, aparatos y accesorios eléctricos	\$0.00	\$10,698.00	\$10,698.00	\$0.00	\$10,698.00	\$0.00	\$0.00	\$10,698.00	\$0.00	\$0.00	\$0.00
5670	Herramientas y máquinas-herramienta	\$0.00	\$16,135.00	\$16,135.00	\$0.00	\$16,135.00	\$0.00	\$0.00	\$16,135.00	\$0.00	\$0.00	\$0.00
5671	Herramientas y máquinas-herramienta	\$0.00	\$16,135.00	\$16,135.00	\$0.00	\$16,135.00	\$0.00	\$0.00	\$16,135.00	\$0.00	\$0.00	\$0.00
5690	Otros equipos	\$0.00	\$15,974.00	\$15,974.00	\$0.00	\$15,974.00	\$0.00	\$0.00	\$15,974.00	\$0.00	\$0.00	\$0.00
5691	Otros equipos	\$0.00	\$15,974.00	\$15,974.00	\$0.00	\$15,974.00	\$0.00	\$0.00	\$15,974.00	\$0.00	\$0.00	\$0.00
<b>INGRESOS PROPIOS</b>		<b>\$275,000.00</b>	<b>\$5,135,741.94</b>	<b>\$5,410,741.94</b>	<b>\$3,620,121.82</b>	<b>\$1,790,620.12</b>	<b>\$3,594,621.82</b>	<b>\$25,500.00</b>	<b>\$1,816,120.12</b>	<b>\$3,594,621.82</b>	<b>\$3,594,621.82</b>	<b>\$0.00</b>
<b>15 FEDERAL</b>												
<b>1000</b>	<b>SERVICIOS PERSONALES</b>	<b>\$14,646,098.26</b>	<b>\$2,020,114.17</b>	<b>\$16,666,212.43</b>	<b>\$13,986,959.22</b>	<b>\$2,679,253.21</b>	<b>\$13,986,959.22</b>	<b>\$0.00</b>	<b>\$2,679,253.21</b>	<b>\$13,986,959.22</b>	<b>\$13,772,869.41</b>	<b>\$214,089.81</b>
<b>1100</b>	<b>REMUNERACIONES AL PERSONAL DE CARÁCTER PERMANENTE</b>	<b>\$8,821,336.66</b>	<b>\$1,587,679.38</b>	<b>\$10,409,016.04</b>	<b>\$9,477,921.04</b>	<b>\$931,095.00</b>	<b>\$9,477,921.04</b>	<b>\$0.00</b>	<b>\$931,095.00</b>	<b>\$9,477,921.04</b>	<b>\$9,477,921.04</b>	<b>\$0.00</b>
1130	Sueldos base al personal permanente	\$8,821,336.66	\$1,587,679.38	\$10,409,016.04	\$9,477,921.04	\$931,095.00	\$9,477,921.04	\$0.00	\$931,095.00	\$9,477,921.04	\$9,477,921.04	\$0.00
1131	Sueldo Base al Personal de Base	\$8,821,336.66	\$1,587,679.38	\$10,409,016.04	\$9,477,921.04	\$931,095.00	\$9,477,921.04	\$0.00	\$931,095.00	\$9,477,921.04	\$9,477,921.04	\$0.00
<b>1300</b>	<b>REMUNERACIONES ADICIONALES Y ESPECIALES</b>	<b>\$2,128,973.41</b>	<b>\$279,201.92</b>	<b>\$2,408,175.33</b>	<b>\$1,112,484.18</b>	<b>\$1,295,691.15</b>	<b>\$1,112,484.18</b>	<b>\$0.00</b>	<b>\$1,295,691.15</b>	<b>\$1,112,484.18</b>	<b>\$1,112,484.18</b>	<b>\$0.00</b>
1310	Primas por años de servicios efectivos prestados	\$300,873.36	\$78,000.00	\$378,873.36	\$346,056.28	\$32,817.08	\$346,056.28	\$0.00	\$32,817.08	\$346,056.28	\$346,056.28	\$0.00
1311	Primas por años de servicios efectivos prestados	\$300,873.36	\$78,000.00	\$378,873.36	\$346,056.28	\$32,817.08	\$346,056.28	\$0.00	\$32,817.08	\$346,056.28	\$346,056.28	\$0.00
1320	Primas de vacaciones, dominical y gratificación de fin de año	\$1,828,100.05	\$201,201.92	\$2,029,301.97	\$766,427.90	\$1,262,874.07	\$766,427.90	\$0.00	\$1,262,874.07	\$766,427.90	\$766,427.90	\$0.00
1321	Primas de vacaciones y Dominical	\$677,475.02	\$26,424.51	\$703,899.53	\$703,899.53	\$0.00	\$703,899.53	\$0.00	\$0.00	\$703,899.53	\$703,899.53	\$0.00
1322	Gratificación de fin de año	\$1,150,625.03	\$174,777.41	\$1,325,402.44	\$62,528.37	\$1,262,874.07	\$62,528.37	\$0.00	\$1,262,874.07	\$62,528.37	\$62,528.37	\$0.00
<b>1400</b>	<b>SEGURIDAD SOCIAL</b>	<b>\$2,619,407.07</b>	<b>\$7,394.75</b>	<b>\$2,626,801.82</b>	<b>\$2,393,842.37</b>	<b>\$232,959.45</b>	<b>\$2,393,842.37</b>	<b>\$0.00</b>	<b>\$232,959.45</b>	<b>\$2,393,842.37</b>	<b>\$2,179,752.56</b>	<b>\$214,089.81</b>



Utr: subplaneacion  
Rep: rptEstadoPresupuestoEgresos\_FF

# Instituto Tecnológico Superior de Tepeaca Estado de Puebla

## Estado del Ejercicio del Presupuesto por Fuente de Financiamiento Al 30/nov/2019

Fecha y hora de Impresión | 13/dic/2019  
09:25 a.m.

Fuente de Financiamiento		Aprobado	Ampliaciones / (Reducciones)	Presupuesto Vigente	Comprometido	Presupuesto Disponible para Comprometer	Devengado	Comprometido No Devengado	Presupuesto Sin Devengar	Ejercido	Pagado	Cuentas por Pagar Deuda
Objeto	del Gasto											
1410	Aportaciones de seguridad social	\$2,303,525.58	\$153,372.16	\$2,456,897.74	\$2,235,334.81	\$221,562.93	\$2,235,334.81	\$0.00	\$221,562.93	\$2,235,334.81	\$2,031,949.48	\$203,385.33
1411	Aportaciones de seguridad social	\$2,303,525.58	\$153,372.16	\$2,456,897.74	\$2,235,334.81	\$221,562.93	\$2,235,334.81	\$0.00	\$221,562.93	\$2,235,334.81	\$2,031,949.48	\$203,385.33
1420	Aportaciones a fondos de vivienda	\$120,378.86	\$19,500.00	\$139,878.86	\$128,482.34	\$11,396.52	\$128,482.34	\$0.00	\$11,396.52	\$128,482.34	\$117,777.86	\$10,704.48
1421	Aportaciones a fondos de vivienda	\$120,378.86	\$19,500.00	\$139,878.86	\$128,482.34	\$11,396.52	\$128,482.34	\$0.00	\$11,396.52	\$128,482.34	\$117,777.86	\$10,704.48
1430	Aportaciones al sistema para el retiro	\$195,502.63	-\$165,477.41	\$30,025.22	\$30,025.22	\$0.00	\$30,025.22	\$0.00	\$0.00	\$30,025.22	\$30,025.22	\$0.00
1431	Aportaciones al sistema para el retiro	\$195,502.63	-\$165,477.41	\$30,025.22	\$30,025.22	\$0.00	\$30,025.22	\$0.00	\$0.00	\$30,025.22	\$30,025.22	\$0.00
<b>1500</b>	<b>OTRAS PRESTACIONES SOCIALES Y ECONÓMICAS</b>	<b>\$974,257.82</b>	<b>\$152,650.10</b>	<b>\$1,126,907.92</b>	<b>\$1,002,711.63</b>	<b>\$124,196.29</b>	<b>\$1,002,711.63</b>	<b>\$0.00</b>	<b>\$124,196.29</b>	<b>\$1,002,711.63</b>	<b>\$1,002,711.63</b>	<b>\$0.00</b>
1520	Indemnizaciones	\$100,000.00	-\$55,524.78	\$44,475.22	\$0.00	\$44,475.22	\$0.00	\$0.00	\$44,475.22	\$0.00	\$0.00	\$0.00
1521	Indemnizaciones	\$100,000.00	-\$55,524.78	\$44,475.22	\$0.00	\$44,475.22	\$0.00	\$0.00	\$44,475.22	\$0.00	\$0.00	\$0.00
1590	Otras prestaciones sociales y económicas	\$874,257.82	\$208,174.88	\$1,082,432.70	\$1,002,711.63	\$79,721.07	\$1,002,711.63	\$0.00	\$79,721.07	\$1,002,711.63	\$1,002,711.63	\$0.00
1591	Otras prestaciones sociales y económicas	\$874,257.82	\$208,174.88	\$1,082,432.70	\$1,002,711.63	\$79,721.07	\$1,002,711.63	\$0.00	\$79,721.07	\$1,002,711.63	\$1,002,711.63	\$0.00
<b>1700</b>	<b>PAGO DE ESTÍMULOS A SERVIDORES PÚBLICOS</b>	<b>\$102,123.30</b>	<b>-\$6,811.98</b>	<b>\$95,311.32</b>	<b>\$0.00</b>	<b>\$95,311.32</b>	<b>\$0.00</b>	<b>\$0.00</b>	<b>\$95,311.32</b>	<b>\$0.00</b>	<b>\$0.00</b>	<b>\$0.00</b>
1710	Estímulos	\$102,123.30	-\$6,811.98	\$95,311.32	\$0.00	\$95,311.32	\$0.00	\$0.00	\$95,311.32	\$0.00	\$0.00	\$0.00
1711	Estímulos	\$102,123.30	-\$6,811.98	\$95,311.32	\$0.00	\$95,311.32	\$0.00	\$0.00	\$95,311.32	\$0.00	\$0.00	\$0.00
<b>2000</b>	<b>MATERIALES Y SUMINISTROS</b>	<b>\$1,808,993.04</b>	<b>-\$100,549.38</b>	<b>\$1,708,443.66</b>	<b>\$1,681,635.49</b>	<b>\$26,808.17</b>	<b>\$1,681,635.49</b>	<b>\$0.00</b>	<b>\$26,808.17</b>	<b>\$1,681,635.49</b>	<b>\$1,681,635.49</b>	<b>\$0.00</b>
<b>2100</b>	<b>MATERIALES DE ADMINISTRACIÓN, EMISIÓN DE DOC</b>	<b>\$621,297.36</b>	<b>-\$87,309.86</b>	<b>\$533,987.50</b>	<b>\$533,987.44</b>	<b>\$0.06</b>	<b>\$533,987.44</b>	<b>\$0.00</b>	<b>\$0.06</b>	<b>\$533,987.44</b>	<b>\$533,987.44</b>	<b>\$0.00</b>
2110	Materiales, útiles y equipos menores de oficina	\$93,017.22	\$48,035.31	\$141,052.53	\$141,052.53	\$0.00	\$141,052.53	\$0.00	\$0.00	\$141,052.53	\$141,052.53	\$0.00
2111	Materiales, útiles y equipos menores de oficina	\$93,017.22	\$48,035.31	\$141,052.53	\$141,052.53	\$0.00	\$141,052.53	\$0.00	\$0.00	\$141,052.53	\$141,052.53	\$0.00
2120	Materiales y útiles de impresión y reproducción	\$39,199.36	-\$9,340.96	\$29,858.40	\$29,858.40	\$0.00	\$29,858.40	\$0.00	\$0.00	\$29,858.40	\$29,858.40	\$0.00
2121	Materiales y útiles de impresión y reproducción	\$39,199.36	-\$9,340.96	\$29,858.40	\$29,858.40	\$0.00	\$29,858.40	\$0.00	\$0.00	\$29,858.40	\$29,858.40	\$0.00
2140	Materiales, útiles y equipos menores de tecnologías de la	\$135,000.00	-\$81,578.44	\$53,421.56	\$53,421.56	\$0.00	\$53,421.56	\$0.00	\$0.00	\$53,421.56	\$53,421.56	\$0.00
2141	Materiales, útiles y equipos menores de tecnologías de la	\$135,000.00	-\$81,578.44	\$53,421.56	\$53,421.56	\$0.00	\$53,421.56	\$0.00	\$0.00	\$53,421.56	\$53,421.56	\$0.00
2150	Material impreso e información digital	\$61,200.00	-\$29,880.00	\$31,320.00	\$31,320.00	\$0.00	\$31,320.00	\$0.00	\$0.00	\$31,320.00	\$31,320.00	\$0.00
2151	Material impreso e información digital	\$61,200.00	-\$29,880.00	\$31,320.00	\$31,320.00	\$0.00	\$31,320.00	\$0.00	\$0.00	\$31,320.00	\$31,320.00	\$0.00
2160	Material de limpieza	\$117,880.78	\$8,102.66	\$125,983.44	\$125,983.44	\$0.00	\$125,983.44	\$0.00	\$0.00	\$125,983.44	\$125,983.44	\$0.00
2161	Material de limpieza	\$117,880.78	\$8,102.66	\$125,983.44	\$125,983.44	\$0.00	\$125,983.44	\$0.00	\$0.00	\$125,983.44	\$125,983.44	\$0.00
2170	Materiales y útiles de enseñanza	\$150,000.00	\$1,771.57	\$151,771.57	\$151,771.51	\$0.06	\$151,771.51	\$0.00	\$0.06	\$151,771.51	\$151,771.51	\$0.00
2171	Materiales y útiles de enseñanza	\$150,000.00	\$1,771.57	\$151,771.57	\$151,771.51	\$0.06	\$151,771.51	\$0.00	\$0.06	\$151,771.51	\$151,771.51	\$0.00
2180	Materiales para el registro e identificación de bienes y per	\$25,000.00	-\$24,420.00	\$580.00	\$580.00	\$0.00	\$580.00	\$0.00	\$0.00	\$580.00	\$580.00	\$0.00
2181	Materiales para el registro e identificación de bienes y per	\$25,000.00	-\$24,420.00	\$580.00	\$580.00	\$0.00	\$580.00	\$0.00	\$0.00	\$580.00	\$580.00	\$0.00
<b>2200</b>	<b>ALIMENTOS Y UTENSILIOS</b>	<b>\$175,000.00</b>	<b>-\$8,416.12</b>	<b>\$166,583.88</b>	<b>\$167,927.55</b>	<b>\$554.33</b>	<b>\$167,927.55</b>	<b>\$0.00</b>	<b>-\$1,343.67</b>	<b>\$166,029.55</b>	<b>\$167,927.55</b>	<b>\$0.00</b>



Usr: subplaneacion  
Rep: rptEstadoPresupuestoEgresos\_FF

# Instituto Tecnológico Superior de Tepeaca Estado de Puebla

## Estado del Ejercicio del Presupuesto por Fuente de Financiamiento Al 30/nov/2019

Fecha y hora de Impresión | 13/dic/2019  
09:25 a.m.

Fuente de Financiamiento		Aprobado	Ampliaciones / (Reducciones)	Presupuesto Vigente	Comprometido	Presupuesto Disponibile para Comprometer	Devengado	Comprometido No Devengado	Presupuesto Sin Devengar	Ejercido	Pagado	Cuentas por Pagar Deuda
Objeto	del Gasto											
2210	Productos alimenticios para personas	\$125,000.00	\$38,551.17	\$163,551.17	\$164,894.84	\$554.33	\$164,894.84	\$0.00	-\$1,343.67	\$162,996.84	\$164,894.84	\$0.00
2211	Productos alimenticios para personas	\$125,000.00	\$38,551.17	\$163,551.17	\$164,894.84	\$554.33	\$164,894.84	\$0.00	-\$1,343.67	\$162,996.84	\$164,894.84	\$0.00
2230	Utensilios para el servicio de alimentación	\$50,000.00	-\$46,967.29	\$3,032.71	\$3,032.71	\$0.00	\$3,032.71	\$0.00	\$0.00	\$3,032.71	\$3,032.71	\$0.00
2231	Utensilios para el servicio de alimentación	\$50,000.00	-\$46,967.29	\$3,032.71	\$3,032.71	\$0.00	\$3,032.71	\$0.00	\$0.00	\$3,032.71	\$3,032.71	\$0.00
<b>2300</b>	<b>MATERIAS PRIMAS Y MATERIALES DE PRODUCCIÓN</b>	<b>\$0.00</b>	<b>\$1,499.90</b>	<b>\$1,499.90</b>	<b>\$1,499.70</b>	<b>\$0.20</b>	<b>\$1,499.70</b>	<b>\$0.00</b>	<b>\$0.20</b>	<b>\$1,499.70</b>	<b>\$1,499.70</b>	<b>\$0.00</b>
2370	Productos de cuero, piel, plástico y hule adquiridos como	\$0.00	\$1,499.90	\$1,499.90	\$1,499.70	\$0.20	\$1,499.70	\$0.00	\$0.20	\$1,499.70	\$1,499.70	\$0.00
2371	Productos de cuero, piel, plástico y hule adquiridos como	\$0.00	\$1,499.90	\$1,499.90	\$1,499.70	\$0.20	\$1,499.70	\$0.00	\$0.20	\$1,499.70	\$1,499.70	\$0.00
<b>2400</b>	<b>MATERIALES Y ARTÍCULOS DE CONSTRUCCIÓN Y DE</b>	<b>\$281,592.72</b>	<b>\$24,355.04</b>	<b>\$305,947.76</b>	<b>\$305,947.76</b>	<b>\$0.00</b>	<b>\$305,947.76</b>	<b>\$0.00</b>	<b>\$0.00</b>	<b>\$305,947.76</b>	<b>\$305,947.76</b>	<b>\$0.00</b>
2410	Productos minerales no metálicos	\$73,817.52	-\$59,800.15	\$14,017.37	\$14,017.37	\$0.00	\$14,017.37	\$0.00	\$0.00	\$14,017.37	\$14,017.37	\$0.00
2411	Productos minerales no metálicos	\$73,817.52	-\$59,800.15	\$14,017.37	\$14,017.37	\$0.00	\$14,017.37	\$0.00	\$0.00	\$14,017.37	\$14,017.37	\$0.00
2420	Cemento y productos de concreto	\$45,000.00	-\$33,237.02	\$11,762.98	\$11,762.98	\$0.00	\$11,762.98	\$0.00	\$0.00	\$11,762.98	\$11,762.98	\$0.00
2421	Cemento y productos de concreto	\$45,000.00	-\$33,237.02	\$11,762.98	\$11,762.98	\$0.00	\$11,762.98	\$0.00	\$0.00	\$11,762.98	\$11,762.98	\$0.00
2430	Cal, yeso y productos de yeso	\$11,610.00	-\$10,384.97	\$1,225.03	\$1,225.03	\$0.00	\$1,225.03	\$0.00	\$0.00	\$1,225.03	\$1,225.03	\$0.00
2431	Cal, yeso y productos de yeso	\$11,610.00	-\$10,384.97	\$1,225.03	\$1,225.03	\$0.00	\$1,225.03	\$0.00	\$0.00	\$1,225.03	\$1,225.03	\$0.00
2440	Madera y productos de madera	\$31,945.20	\$8,468.47	\$40,413.67	\$40,413.67	\$0.00	\$40,413.67	\$0.00	\$0.00	\$40,413.67	\$40,413.67	\$0.00
2441	Madera y productos de madera	\$31,945.20	\$8,468.47	\$40,413.67	\$40,413.67	\$0.00	\$40,413.67	\$0.00	\$0.00	\$40,413.67	\$40,413.67	\$0.00
2450	Vidrio y productos de vidrio	\$2,000.00	-\$1,826.00	\$174.00	\$174.00	\$0.00	\$174.00	\$0.00	\$0.00	\$174.00	\$174.00	\$0.00
2451	Vidrio y productos de vidrio	\$2,000.00	-\$1,826.00	\$174.00	\$174.00	\$0.00	\$174.00	\$0.00	\$0.00	\$174.00	\$174.00	\$0.00
2460	Material eléctrico y electrónico	\$56,000.00	-\$2,804.75	\$53,195.25	\$53,195.25	\$0.00	\$53,195.25	\$0.00	\$0.00	\$53,195.25	\$53,195.25	\$0.00
2461	Material eléctrico y electrónico	\$56,000.00	-\$2,804.75	\$53,195.25	\$53,195.25	\$0.00	\$53,195.25	\$0.00	\$0.00	\$53,195.25	\$53,195.25	\$0.00
2470	Artículos metálicos para la construcción	\$35,000.00	\$25,665.31	\$60,665.31	\$60,665.31	\$0.00	\$60,665.31	\$0.00	\$0.00	\$60,665.31	\$60,665.31	\$0.00
2471	Artículos metálicos para la construcción	\$35,000.00	\$25,665.31	\$60,665.31	\$60,665.31	\$0.00	\$60,665.31	\$0.00	\$0.00	\$60,665.31	\$60,665.31	\$0.00
2480	Materiales complementarios	\$19,700.00	-\$11,900.52	\$7,799.48	\$7,799.48	\$0.00	\$7,799.48	\$0.00	\$0.00	\$7,799.48	\$7,799.48	\$0.00
2481	Materiales complementarios	\$19,700.00	-\$11,900.52	\$7,799.48	\$7,799.48	\$0.00	\$7,799.48	\$0.00	\$0.00	\$7,799.48	\$7,799.48	\$0.00
2490	Otros materiales y artículos de construcción y reparación	\$6,520.00	\$110,174.67	\$116,694.67	\$116,694.67	\$0.00	\$116,694.67	\$0.00	\$0.00	\$116,694.67	\$116,694.67	\$0.00
2491	Otros materiales y artículos de construcción y reparación	\$6,520.00	\$110,174.67	\$116,694.67	\$116,694.67	\$0.00	\$116,694.67	\$0.00	\$0.00	\$116,694.67	\$116,694.67	\$0.00
<b>2500</b>	<b>PRODUCTOS QUÍMICOS, FARMACÉUTICOS Y DE LABO</b>	<b>\$227,094.69</b>	<b>-\$151,068.59</b>	<b>\$76,026.10</b>	<b>\$76,026.10</b>	<b>\$0.00</b>	<b>\$76,026.10</b>	<b>\$0.00</b>	<b>\$0.00</b>	<b>\$76,026.10</b>	<b>\$76,026.10</b>	<b>\$0.00</b>
2510	Productos químicos básicos	\$39,310.00	-\$9,575.49	\$29,734.51	\$29,734.51	\$0.00	\$29,734.51	\$0.00	\$0.00	\$29,734.51	\$29,734.51	\$0.00
2511	Productos químicos básicos	\$39,310.00	-\$9,575.49	\$29,734.51	\$29,734.51	\$0.00	\$29,734.51	\$0.00	\$0.00	\$29,734.51	\$29,734.51	\$0.00
2520	Fertilizantes, pesticidas y otros agroquímicos	\$24,457.00	-\$12,280.99	\$12,176.01	\$12,176.01	\$0.00	\$12,176.01	\$0.00	\$0.00	\$12,176.01	\$12,176.01	\$0.00
2521	Fertilizantes, pesticidas y otros agroquímicos	\$24,457.00	-\$12,280.99	\$12,176.01	\$12,176.01	\$0.00	\$12,176.01	\$0.00	\$0.00	\$12,176.01	\$12,176.01	\$0.00



Usr: subplaneacion  
Rep: rptEstadoPresupuestoEgresos\_FF

# Instituto Tecnológico Superior de Tepeaca Estado de Puebla

## Estado del Ejercicio del Presupuesto por Fuente de Financiamiento Al 30/nov/2019

Fecha y hora de Impresión | 13/dic/2019  
09:25 a.m.

Fuente de Financiamiento		Aprobado	Ampliaciones / (Reducciones)	Presupuesto Vigente	Comprometido	Presupuesto Disponible para Comprometer	Devengado	Comprometido No Devengado	Presupuesto Sin Devengar	Ejercido	Pagado	Cuentas por Pagar Deuda
Objeto	del Gasto											
2530	Medicinas y productos farmacéuticos	\$27,391.00	-\$27,040.99	\$350.01	\$350.01	\$0.00	\$350.01	\$0.00	\$0.00	\$350.01	\$350.01	\$0.00
2531	Medicinas y productos farmacéuticos	\$27,391.00	-\$27,040.99	\$350.01	\$350.01	\$0.00	\$350.01	\$0.00	\$0.00	\$350.01	\$350.01	\$0.00
2540	Materiales, accesorios y suministros médicos	\$11,325.00	-\$10,053.72	\$1,271.28	\$1,271.28	\$0.00	\$1,271.28	\$0.00	\$0.00	\$1,271.28	\$1,271.28	\$0.00
2541	Materiales, accesorios y suministros médicos	\$11,325.00	-\$10,053.72	\$1,271.28	\$1,271.28	\$0.00	\$1,271.28	\$0.00	\$0.00	\$1,271.28	\$1,271.28	\$0.00
2550	Materiales, accesorios y suministros de laboratorio	\$55,871.69	-\$38,117.69	\$17,754.00	\$17,754.00	\$0.00	\$17,754.00	\$0.00	\$0.00	\$17,754.00	\$17,754.00	\$0.00
2551	Materiales, accesorios y suministros de laboratorio	\$55,871.69	-\$38,117.69	\$17,754.00	\$17,754.00	\$0.00	\$17,754.00	\$0.00	\$0.00	\$17,754.00	\$17,754.00	\$0.00
2560	Fibras sintéticas, hules, plásticos y derivados	\$15,740.00	-\$4,637.62	\$11,102.38	\$11,102.38	\$0.00	\$11,102.38	\$0.00	\$0.00	\$11,102.38	\$11,102.38	\$0.00
2561	Fibras sintéticas, hules, plásticos y derivados	\$15,740.00	-\$4,637.62	\$11,102.38	\$11,102.38	\$0.00	\$11,102.38	\$0.00	\$0.00	\$11,102.38	\$11,102.38	\$0.00
2590	Otros productos químicos	\$53,000.00	-\$49,362.09	\$3,637.91	\$3,637.91	\$0.00	\$3,637.91	\$0.00	\$0.00	\$3,637.91	\$3,637.91	\$0.00
2591	Otros productos químicos	\$53,000.00	-\$49,362.09	\$3,637.91	\$3,637.91	\$0.00	\$3,637.91	\$0.00	\$0.00	\$3,637.91	\$3,637.91	\$0.00
<b>2600</b>	<b>COMBUSTIBLES, LUBRICANTES Y ADITIVOS</b>	<b>\$139,250.00</b>	<b>\$240,501.69</b>	<b>\$379,751.69</b>	<b>\$353,498.11</b>	<b>\$26,253.58</b>	<b>\$353,498.11</b>	<b>\$0.00</b>	<b>\$26,253.58</b>	<b>\$353,498.11</b>	<b>\$353,498.11</b>	<b>\$0.00</b>
2610	Combustibles, lubricantes y aditivos	\$139,250.00	\$240,501.69	\$379,751.69	\$353,498.11	\$26,253.58	\$353,498.11	\$0.00	\$26,253.58	\$353,498.11	\$353,498.11	\$0.00
2611	Combustibles	\$125,000.00	\$250,186.80	\$375,186.80	\$349,803.11	\$25,383.69	\$349,803.11	\$0.00	\$25,383.69	\$349,803.11	\$349,803.11	\$0.00
2612	Lubricantes y Aditivos	\$14,250.00	-\$9,685.11	\$4,564.89	\$3,695.00	\$869.89	\$3,695.00	\$0.00	\$869.89	\$3,695.00	\$3,695.00	\$0.00
<b>2700</b>	<b>VESTUARIO, BLANCOS, PRENDAS DE PROTECCIÓN Y</b>	<b>\$121,592.27</b>	<b>-\$81,569.69</b>	<b>\$40,022.58</b>	<b>\$40,022.58</b>	<b>\$0.00</b>	<b>\$40,022.58</b>	<b>\$0.00</b>	<b>\$0.00</b>	<b>\$40,022.58</b>	<b>\$40,022.58</b>	<b>\$0.00</b>
2710	Vestuario y uniformes	\$55,000.00	-\$46,425.60	\$8,574.40	\$8,574.40	\$0.00	\$8,574.40	\$0.00	\$0.00	\$8,574.40	\$8,574.40	\$0.00
2711	Vestuario y uniformes	\$55,000.00	-\$46,425.60	\$8,574.40	\$8,574.40	\$0.00	\$8,574.40	\$0.00	\$0.00	\$8,574.40	\$8,574.40	\$0.00
2720	Prendas de seguridad y protección personal	\$23,340.00	-\$23,090.02	\$249.98	\$249.98	\$0.00	\$249.98	\$0.00	\$0.00	\$249.98	\$249.98	\$0.00
2721	Prendas de seguridad y protección personal	\$23,340.00	-\$23,090.02	\$249.98	\$249.98	\$0.00	\$249.98	\$0.00	\$0.00	\$249.98	\$249.98	\$0.00
2730	Artículos deportivos	\$43,252.27	-\$12,054.07	\$31,198.20	\$31,198.20	\$0.00	\$31,198.20	\$0.00	\$0.00	\$31,198.20	\$31,198.20	\$0.00
2731	Artículos deportivos	\$43,252.27	-\$12,054.07	\$31,198.20	\$31,198.20	\$0.00	\$31,198.20	\$0.00	\$0.00	\$31,198.20	\$31,198.20	\$0.00
<b>2900</b>	<b>HERRAMIENTAS, REFACCIONES Y ACCESORIOS MEN</b>	<b>\$243,166.00</b>	<b>-\$38,541.75</b>	<b>\$204,624.25</b>	<b>\$202,726.25</b>	<b>\$0.00</b>	<b>\$202,726.25</b>	<b>\$0.00</b>	<b>\$1,898.00</b>	<b>\$204,624.25</b>	<b>\$202,726.25</b>	<b>\$0.00</b>
2910	Herramientas menores	\$46,953.34	-\$2,220.85	\$44,732.49	\$42,834.49	\$0.00	\$42,834.49	\$0.00	\$1,898.00	\$44,732.49	\$42,834.49	\$0.00
2911	Herramientas menores	\$46,953.34	-\$2,220.85	\$44,732.49	\$42,834.49	\$0.00	\$42,834.49	\$0.00	\$1,898.00	\$44,732.49	\$42,834.49	\$0.00
2920	Refacciones y accesorios menores de edificios	\$41,597.22	-\$23,355.77	\$18,241.45	\$18,241.45	\$0.00	\$18,241.45	\$0.00	\$0.00	\$18,241.45	\$18,241.45	\$0.00
2921	Refacciones y accesorios menores de edificios	\$41,597.22	-\$23,355.77	\$18,241.45	\$18,241.45	\$0.00	\$18,241.45	\$0.00	\$0.00	\$18,241.45	\$18,241.45	\$0.00
2930	Refacciones y accesorios menores de mobiliario y equipo	\$15,232.00	-\$13,450.85	\$1,781.15	\$1,781.15	\$0.00	\$1,781.15	\$0.00	\$0.00	\$1,781.15	\$1,781.15	\$0.00
2931	Refacciones y accesorios menores de mobiliario y equipo	\$15,232.00	-\$13,450.85	\$1,781.15	\$1,781.15	\$0.00	\$1,781.15	\$0.00	\$0.00	\$1,781.15	\$1,781.15	\$0.00
2940	Refacciones y accesorios menores de equipo de cómputo	\$70,018.24	-\$4,582.40	\$65,435.84	\$65,435.84	\$0.00	\$65,435.84	\$0.00	\$0.00	\$65,435.84	\$65,435.84	\$0.00
2941	Refacciones y accesorios menores de equipo de cómputo	\$70,018.24	-\$4,582.40	\$65,435.84	\$65,435.84	\$0.00	\$65,435.84	\$0.00	\$0.00	\$65,435.84	\$65,435.84	\$0.00
2960	Refacciones y accesorios menores de equipo de transpor	\$30,000.00	\$37,266.26	\$67,266.26	\$67,266.26	\$0.00	\$67,266.26	\$0.00	\$0.00	\$67,266.26	\$67,266.26	\$0.00



Utr: subplaneacion  
Rep: rptEstadoPresupuestoEgresos\_FF

# Instituto Tecnológico Superior de Tepeaca Estado de Puebla

## Estado del Ejercicio del Presupuesto por Fuente de Financiamiento Al 30/nov/2019

Fecha y hora de Impresión | 13/dic/2019  
09:25 a.m.

Fuente de Financiamiento		Aprobado	Ampliaciones / (Reducciones)	Presupuesto Vigente	Comprometido	Presupuesto Disponibile para Comprometer	Devengado	Comprometido No Devengado	Presupuesto Sin Devengar	Ejercido	Pagado	Cuentas por Pagar Deuda
Objeto	del Gasto											
2961	Refacciones y accesorios menores de equipo de transpor	\$30,000.00	\$37,266.26	\$67,266.26	\$67,266.26	\$0.00	\$67,266.26	\$0.00	\$0.00	\$67,266.26	\$67,266.26	\$0.00
2980	Refacciones y accesorios menores de maquinaria y otros	\$19,365.20	-\$13,461.23	\$5,903.97	\$5,903.97	\$0.00	\$5,903.97	\$0.00	\$0.00	\$5,903.97	\$5,903.97	\$0.00
2981	Refacciones y accesorios menores de maquinaria y otros	\$19,365.20	-\$13,461.23	\$5,903.97	\$5,903.97	\$0.00	\$5,903.97	\$0.00	\$0.00	\$5,903.97	\$5,903.97	\$0.00
2990	Refacciones y accesorios menores otros bienes muebles	\$20,000.00	-\$18,736.91	\$1,263.09	\$1,263.09	\$0.00	\$1,263.09	\$0.00	\$0.00	\$1,263.09	\$1,263.09	\$0.00
2991	Refacciones y accesorios menores otros bienes muebles	\$20,000.00	-\$18,736.91	\$1,263.09	\$1,263.09	\$0.00	\$1,263.09	\$0.00	\$0.00	\$1,263.09	\$1,263.09	\$0.00
<b>3000</b>	<b>SERVICIOS GENERALES</b>	<b>\$2,802,417.70</b>	<b>-\$165,725.79</b>	<b>\$2,636,691.91</b>	<b>\$2,409,413.88</b>	<b>\$227,278.03</b>	<b>\$2,409,408.66</b>	<b>\$5.22</b>	<b>\$227,283.25</b>	<b>\$2,409,408.66</b>	<b>\$2,385,700.22</b>	<b>\$23,708.44</b>
<b>3100</b>	<b>SERVICIOS BÁSICOS</b>	<b>\$270,085.74</b>	<b>-\$11,044.81</b>	<b>\$259,040.93</b>	<b>\$230,405.65</b>	<b>\$28,635.28</b>	<b>\$230,405.65</b>	<b>\$0.00</b>	<b>\$28,635.28</b>	<b>\$230,405.65</b>	<b>\$230,405.65</b>	<b>\$0.00</b>
3110	Energía eléctrica	\$91,200.00	-\$18,011.00	\$73,189.00	\$73,189.00	\$0.00	\$73,189.00	\$0.00	\$0.00	\$73,189.00	\$73,189.00	\$0.00
3111	Energía eléctrica	\$91,200.00	-\$18,011.00	\$73,189.00	\$73,189.00	\$0.00	\$73,189.00	\$0.00	\$0.00	\$73,189.00	\$73,189.00	\$0.00
3120	Gas	\$9,628.00	-\$933.28	\$8,694.72	\$8,694.72	\$0.00	\$8,694.72	\$0.00	\$0.00	\$8,694.72	\$8,694.72	\$0.00
3121	Gas	\$9,628.00	-\$933.28	\$8,694.72	\$8,694.72	\$0.00	\$8,694.72	\$0.00	\$0.00	\$8,694.72	\$8,694.72	\$0.00
3140	Telefonía tradicional	\$20,841.74	-\$17,774.81	\$3,066.93	\$3,066.93	\$0.00	\$3,066.93	\$0.00	\$0.00	\$3,066.93	\$3,066.93	\$0.00
3141	Telefonía tradicional	\$20,841.74	-\$17,774.81	\$3,066.93	\$3,066.93	\$0.00	\$3,066.93	\$0.00	\$0.00	\$3,066.93	\$3,066.93	\$0.00
3150	Telefonía celular	\$5,791.00	-\$5,791.00	\$0.00	\$0.00	\$0.00	\$0.00	\$0.00	\$0.00	\$0.00	\$0.00	\$0.00
3151	Telefonía celular	\$5,791.00	-\$5,791.00	\$0.00	\$0.00	\$0.00	\$0.00	\$0.00	\$0.00	\$0.00	\$0.00	\$0.00
3170	Servicios de acceso de Internet, redes y procesamiento d	\$140,000.00	\$33,635.28	\$173,635.28	\$145,000.00	\$28,635.28	\$145,000.00	\$0.00	\$28,635.28	\$145,000.00	\$145,000.00	\$0.00
3171	Servicios de acceso de Internet, redes y procesamiento d	\$140,000.00	\$33,635.28	\$173,635.28	\$145,000.00	\$28,635.28	\$145,000.00	\$0.00	\$28,635.28	\$145,000.00	\$145,000.00	\$0.00
3180	Servicios postales y telegráficos	\$2,625.00	-\$2,170.00	\$455.00	\$455.00	\$0.00	\$455.00	\$0.00	\$0.00	\$455.00	\$455.00	\$0.00
3181	Servicios postales y telegráficos	\$2,625.00	-\$2,170.00	\$455.00	\$455.00	\$0.00	\$455.00	\$0.00	\$0.00	\$455.00	\$455.00	\$0.00
<b>3200</b>	<b>SERVICIOS DE ARRENDAMIENTO</b>	<b>\$185,470.00</b>	<b>-\$9,677.35</b>	<b>\$175,792.65</b>	<b>\$167,288.28</b>	<b>\$8,504.37</b>	<b>\$167,288.28</b>	<b>\$0.00</b>	<b>\$8,504.37</b>	<b>\$167,288.28</b>	<b>\$167,288.27</b>	<b>\$0.01</b>
3220	Arrendamiento de edificios	\$0.00	\$17,886.91	\$17,886.91	\$17,886.91	\$0.00	\$17,886.91	\$0.00	\$0.00	\$17,886.91	\$17,886.90	\$0.01
3221	Arrendamiento de edificios	\$0.00	\$17,886.91	\$17,886.91	\$17,886.91	\$0.00	\$17,886.91	\$0.00	\$0.00	\$17,886.91	\$17,886.90	\$0.01
3230	Arrendamiento de mobiliario y equipo de administración, e	\$30,470.00	\$14,528.58	\$44,998.58	\$37,498.59	\$7,499.99	\$37,498.59	\$0.00	\$7,499.99	\$37,498.59	\$37,498.59	\$0.00
3231	Arrendamiento de mobiliario y equipo de administración, e	\$30,470.00	\$14,528.58	\$44,998.58	\$37,498.59	\$7,499.99	\$37,498.59	\$0.00	\$7,499.99	\$37,498.59	\$37,498.59	\$0.00
3260	Arrendamiento de maquinaria, otros equipos y herramient	\$15,000.00	-\$1,950.00	\$13,050.00	\$13,050.00	\$0.00	\$13,050.00	\$0.00	\$0.00	\$13,050.00	\$13,050.00	\$0.00
3261	Arrendamiento de maquinaria, otros equipos y herramient	\$15,000.00	-\$1,950.00	\$13,050.00	\$13,050.00	\$0.00	\$13,050.00	\$0.00	\$0.00	\$13,050.00	\$13,050.00	\$0.00
3270	Arrendamiento de activos intangibles	\$120,000.00	-\$37,891.96	\$82,108.04	\$81,109.66	\$998.38	\$81,109.66	\$0.00	\$998.38	\$81,109.66	\$81,109.66	\$0.00
3271	Arrendamiento de activos intangibles	\$120,000.00	-\$37,891.96	\$82,108.04	\$81,109.66	\$998.38	\$81,109.66	\$0.00	\$998.38	\$81,109.66	\$81,109.66	\$0.00
3290	Otros arrendamientos	\$20,000.00	-\$2,250.88	\$17,749.12	\$17,743.12	\$6.00	\$17,743.12	\$0.00	\$6.00	\$17,743.12	\$17,743.12	\$0.00
3291	Otros arrendamientos	\$20,000.00	-\$2,250.88	\$17,749.12	\$17,743.12	\$6.00	\$17,743.12	\$0.00	\$6.00	\$17,743.12	\$17,743.12	\$0.00
<b>3300</b>	<b>SERVICIOS PROFESIONALES, CIENTÍFICOS, TÉCNICO</b>	<b>\$956,655.24</b>	<b>\$46,939.40</b>	<b>\$1,003,594.64</b>	<b>\$887,862.99</b>	<b>\$115,731.65</b>	<b>\$887,862.99</b>	<b>\$0.00</b>	<b>\$115,731.65</b>	<b>\$887,862.99</b>	<b>\$887,862.99</b>	<b>\$0.00</b>



Usr: subplaneacion  
Rep: rptEstadoPresupuestoEgresos\_FF

# Instituto Tecnológico Superior de Tepeaca Estado de Puebla

## Estado del Ejercicio del Presupuesto por Fuente de Financiamiento Al 30/nov/2019

Fecha y hora de Impresión | 13/dic/2019  
09:25 a.m.

Fuente de Financiamiento		Aprobado	Ampliaciones / (Reducciones)	Presupuesto Vigente	Comprometido	Presupuesto Disponible para Comprometer	Devengado	Comprometido No Devengado	Presupuesto Sin Devengar	Ejercido	Pagado	Cuentas por Pagar Deuda
Objeto	del Gasto											
3310	Servicios legales, de contabilidad, auditoría y relacionado	\$400,000.00	-\$8,967.46	\$391,032.54	\$375,432.54	\$15,600.00	\$375,432.54	\$0.00	\$15,600.00	\$375,432.54	\$375,432.54	\$0.00
3311	Servicios legales, de contabilidad, auditoría y relacionado	\$400,000.00	-\$8,967.46	\$391,032.54	\$375,432.54	\$15,600.00	\$375,432.54	\$0.00	\$15,600.00	\$375,432.54	\$375,432.54	\$0.00
3340	Servicios de capacitación	\$110,000.00	\$54,545.78	\$164,545.78	\$164,545.78	\$0.00	\$164,545.78	\$0.00	\$0.00	\$164,545.78	\$164,545.78	\$0.00
3341	Servicios de capacitación	\$110,000.00	\$54,545.78	\$164,545.78	\$164,545.78	\$0.00	\$164,545.78	\$0.00	\$0.00	\$164,545.78	\$164,545.78	\$0.00
3360	Servicios de apoyo administrativo, fotocopiado e impresió	\$47,567.24	-\$7,231.43	\$40,335.81	\$13,759.67	\$26,576.14	\$13,759.67	\$0.00	\$26,576.14	\$13,759.67	\$13,759.67	\$0.00
3361	Servicios de apoyo administrativo, fotocopiado e impresió	\$47,567.24	-\$7,231.43	\$40,335.81	\$13,759.67	\$26,576.14	\$13,759.67	\$0.00	\$26,576.14	\$13,759.67	\$13,759.67	\$0.00
3370	Servicios de protección y seguridad	\$4,646.00	-\$4,646.00	\$0.00	\$0.00	\$0.00	\$0.00	\$0.00	\$0.00	\$0.00	\$0.00	\$0.00
3371	Servicios de protección y seguridad	\$4,646.00	-\$4,646.00	\$0.00	\$0.00	\$0.00	\$0.00	\$0.00	\$0.00	\$0.00	\$0.00	\$0.00
3380	Servicios de vigilancia	\$394,442.00	\$13,238.51	\$407,680.51	\$334,125.00	\$73,555.51	\$334,125.00	\$0.00	\$73,555.51	\$334,125.00	\$334,125.00	\$0.00
3381	Servicios de vigilancia	\$394,442.00	\$13,238.51	\$407,680.51	\$334,125.00	\$73,555.51	\$334,125.00	\$0.00	\$73,555.51	\$334,125.00	\$334,125.00	\$0.00
<b>3400</b>	<b>SERVICIOS FINANCIEROS, BANCARIOS Y COMERCIAI</b>	<b>\$129,237.97</b>	<b>\$4,805.22</b>	<b>\$134,043.19</b>	<b>\$120,796.94</b>	<b>\$13,246.25</b>	<b>\$120,791.72</b>	<b>\$5.22</b>	<b>\$13,251.47</b>	<b>\$120,791.72</b>	<b>\$120,791.72</b>	<b>\$0.00</b>
3410	Servicios financieros y bancarios	\$28,000.00	\$0.00	\$28,000.00	\$14,753.75	\$13,246.25	\$14,753.75	\$0.00	\$13,246.25	\$14,753.75	\$14,753.75	\$0.00
3411	Servicios financieros y bancarios	\$28,000.00	\$0.00	\$28,000.00	\$14,753.75	\$13,246.25	\$14,753.75	\$0.00	\$13,246.25	\$14,753.75	\$14,753.75	\$0.00
3450	Seguro de bienes patrimoniales	\$61,237.97	-\$4,720.05	\$56,517.92	\$56,517.92	\$0.00	\$56,517.92	\$0.00	\$0.00	\$56,517.92	\$56,517.92	\$0.00
3451	Seguro de bienes patrimoniales	\$61,237.97	-\$4,720.05	\$56,517.92	\$56,517.92	\$0.00	\$56,517.92	\$0.00	\$0.00	\$56,517.92	\$56,517.92	\$0.00
3480	Comisiones por ventas	\$40,000.00	\$9,525.27	\$49,525.27	\$49,525.27	\$0.00	\$49,520.05	\$5.22	\$5.22	\$49,520.05	\$49,520.05	\$0.00
3481	Comisiones por ventas	\$40,000.00	\$9,525.27	\$49,525.27	\$49,525.27	\$0.00	\$49,520.05	\$5.22	\$5.22	\$49,520.05	\$49,520.05	\$0.00
<b>3500</b>	<b>SERVICIOS DE INSTALACIÓN, REPARACIÓN, MANTEN</b>	<b>\$331,757.44</b>	<b>\$24,048.45</b>	<b>\$355,805.89</b>	<b>\$355,505.89</b>	<b>\$300.00</b>	<b>\$355,505.89</b>	<b>\$0.00</b>	<b>\$300.00</b>	<b>\$355,505.89</b>	<b>\$355,505.89</b>	<b>\$0.00</b>
3510	Conservación y mantenimiento menor de inmuebles	\$131,684.60	\$108,626.67	\$240,311.27	\$240,311.27	\$0.00	\$240,311.27	\$0.00	\$0.00	\$240,311.27	\$240,311.27	\$0.00
3511	Conservación y mantenimiento menor de inmuebles	\$131,684.60	\$108,626.67	\$240,311.27	\$240,311.27	\$0.00	\$240,311.27	\$0.00	\$0.00	\$240,311.27	\$240,311.27	\$0.00
3520	Instalación, reparación y mantenimiento de mobiliario y ex	\$37,663.74	-\$2,388.06	\$35,275.68	\$34,975.68	\$300.00	\$34,975.68	\$0.00	\$300.00	\$34,975.68	\$34,975.68	\$0.00
3521	Instalación, reparación y mantenimiento de mobiliario y ex	\$37,663.74	-\$2,388.06	\$35,275.68	\$34,975.68	\$300.00	\$34,975.68	\$0.00	\$300.00	\$34,975.68	\$34,975.68	\$0.00
3530	Instalación, reparación y mantenimiento de equipo de có	\$31,617.00	-\$25,353.00	\$6,264.00	\$6,264.00	\$0.00	\$6,264.00	\$0.00	\$0.00	\$6,264.00	\$6,264.00	\$0.00
3531	Instalación, reparación y mantenimiento de equipo de có	\$31,617.00	-\$25,353.00	\$6,264.00	\$6,264.00	\$0.00	\$6,264.00	\$0.00	\$0.00	\$6,264.00	\$6,264.00	\$0.00
3550	Reparación y mantenimiento de equipo de transporte	\$37,668.49	-\$11,203.95	\$26,464.54	\$26,464.54	\$0.00	\$26,464.54	\$0.00	\$0.00	\$26,464.54	\$26,464.54	\$0.00
3551	Reparación y mantenimiento de equipo de transporte	\$37,668.49	-\$11,203.95	\$26,464.54	\$26,464.54	\$0.00	\$26,464.54	\$0.00	\$0.00	\$26,464.54	\$26,464.54	\$0.00
3570	Instalación, reparación y mantenimiento de maquinaria, o	\$16,839.74	-\$15,331.74	\$1,508.00	\$1,508.00	\$0.00	\$1,508.00	\$0.00	\$0.00	\$1,508.00	\$1,508.00	\$0.00
3571	Instalación, reparación y mantenimiento de maquinaria, o	\$16,839.74	-\$15,331.74	\$1,508.00	\$1,508.00	\$0.00	\$1,508.00	\$0.00	\$0.00	\$1,508.00	\$1,508.00	\$0.00
3580	Servicios de limpieza y manejo de desechos	\$32,423.81	-\$32,029.41	\$394.40	\$394.40	\$0.00	\$394.40	\$0.00	\$0.00	\$394.40	\$394.40	\$0.00
3581	Servicios de limpieza y manejo de desechos	\$32,423.81	-\$32,029.41	\$394.40	\$394.40	\$0.00	\$394.40	\$0.00	\$0.00	\$394.40	\$394.40	\$0.00
3590	Servicios de jardinería y fumigación	\$43,860.06	\$1,727.94	\$45,588.00	\$45,588.00	\$0.00	\$45,588.00	\$0.00	\$0.00	\$45,588.00	\$45,588.00	\$0.00





Utr: subplaneacion  
Rep: rptEstadoPresupuestoEgresos\_FF

# Instituto Tecnológico Superior de Tepeaca Estado de Puebla

## Estado del Ejercicio del Presupuesto por Fuente de Financiamiento Al 30/nov/2019

Fecha y hora de Impresión | 13/dic/2019  
09:25 a.m.

Fuente de Financiamiento		Aprobado	Ampliaciones / (Reducciones)	Presupuesto Vigente	Comprometido	Presupuesto Disponibile para Comprometer	Devengado	Comprometido No Devengado	Presupuesto Sin Devengar	Ejercido	Pagado	Cuentas por Pagar Deuda
Objeto	Gasto											
3591	Servicios de jardinería y fumigación	\$43,860.06	\$1,727.94	\$45,588.00	\$45,588.00	\$0.00	\$45,588.00	\$0.00	\$0.00	\$45,588.00	\$45,588.00	\$0.00
<b>3600</b>	<b>SERVICIOS DE COMUNICACIÓN SOCIAL Y PUBLICIDA</b>	<b>\$100,000.00</b>	<b>-\$53,205.79</b>	<b>\$46,794.21</b>	<b>\$46,794.21</b>	<b>\$0.00</b>	<b>\$46,794.21</b>	<b>\$0.00</b>	<b>\$0.00</b>	<b>\$46,794.21</b>	<b>\$46,794.21</b>	<b>\$0.00</b>
3610	Difusión por radio, televisión y otros medios de mensajes	\$100,000.00	-\$53,205.79	\$46,794.21	\$46,794.21	\$0.00	\$46,794.21	\$0.00	\$0.00	\$46,794.21	\$46,794.21	\$0.00
3611	Difusión por radio, televisión y otros medios de mensajes	\$100,000.00	-\$53,205.79	\$46,794.21	\$46,794.21	\$0.00	\$46,794.21	\$0.00	\$0.00	\$46,794.21	\$46,794.21	\$0.00
<b>3700</b>	<b>SERVICIOS DE TRASLADO Y VIÁTICOS</b>	<b>\$157,483.34</b>	<b>-\$46,635.99</b>	<b>\$110,847.35</b>	<b>\$106,758.26</b>	<b>\$4,089.09</b>	<b>\$106,758.26</b>	<b>\$0.00</b>	<b>\$4,089.09</b>	<b>\$106,758.26</b>	<b>\$106,758.26</b>	<b>\$0.00</b>
3710	Pasajes aéreos	\$25,000.00	-\$25,000.00	\$0.00	\$0.00	\$0.00	\$0.00	\$0.00	\$0.00	\$0.00	\$0.00	\$0.00
3711	Pasajes Aéreos Nacionales	\$25,000.00	-\$25,000.00	\$0.00	\$0.00	\$0.00	\$0.00	\$0.00	\$0.00	\$0.00	\$0.00	\$0.00
3720	Pasajes terrestres	\$30,646.92	-\$9,214.48	\$21,432.44	\$19,183.70	\$2,248.74	\$19,183.70	\$0.00	\$2,248.74	\$19,183.70	\$19,183.70	\$0.00
3721	Pasajes terrestres Nacionales	\$30,646.92	-\$9,214.48	\$21,432.44	\$19,183.70	\$2,248.74	\$19,183.70	\$0.00	\$2,248.74	\$19,183.70	\$19,183.70	\$0.00
3750	Viáticos en el país	\$98,836.42	-\$11,161.51	\$87,674.91	\$85,834.56	\$1,840.35	\$85,834.56	\$0.00	\$1,840.35	\$85,834.56	\$85,834.56	\$0.00
3751	Viáticos en el país	\$98,836.42	-\$11,161.51	\$87,674.91	\$85,834.56	\$1,840.35	\$85,834.56	\$0.00	\$1,840.35	\$85,834.56	\$85,834.56	\$0.00
3780	Servicios integrales de traslado y viáticos	\$3,000.00	-\$1,260.00	\$1,740.00	\$1,740.00	\$0.00	\$1,740.00	\$0.00	\$0.00	\$1,740.00	\$1,740.00	\$0.00
3781	Servicios integrales de traslado y viáticos	\$3,000.00	-\$1,260.00	\$1,740.00	\$1,740.00	\$0.00	\$1,740.00	\$0.00	\$0.00	\$1,740.00	\$1,740.00	\$0.00
<b>3800</b>	<b>SERVICIOS OFICIALES</b>	<b>\$126,747.94</b>	<b>-\$73,100.77</b>	<b>\$53,647.17</b>	<b>\$53,647.17</b>	<b>\$0.00</b>	<b>\$53,647.17</b>	<b>\$0.00</b>	<b>\$0.00</b>	<b>\$53,647.17</b>	<b>\$53,647.17</b>	<b>\$0.00</b>
3820	Gastos de orden social y cultural	\$60,225.94	-\$11,218.77	\$49,007.17	\$49,007.17	\$0.00	\$49,007.17	\$0.00	\$0.00	\$49,007.17	\$49,007.17	\$0.00
3821	Gastos de orden social y cultural	\$60,225.94	-\$11,218.77	\$49,007.17	\$49,007.17	\$0.00	\$49,007.17	\$0.00	\$0.00	\$49,007.17	\$49,007.17	\$0.00
3830	Congresos y convenciones	\$66,522.00	-\$61,882.00	\$4,640.00	\$4,640.00	\$0.00	\$4,640.00	\$0.00	\$0.00	\$4,640.00	\$4,640.00	\$0.00
3831	Congresos y convenciones	\$66,522.00	-\$61,882.00	\$4,640.00	\$4,640.00	\$0.00	\$4,640.00	\$0.00	\$0.00	\$4,640.00	\$4,640.00	\$0.00
<b>3900</b>	<b>OTROS SERVICIOS GENERALES</b>	<b>\$544,980.03</b>	<b>-\$47,854.15</b>	<b>\$497,125.88</b>	<b>\$440,354.49</b>	<b>\$56,771.39</b>	<b>\$440,354.49</b>	<b>\$0.00</b>	<b>\$56,771.39</b>	<b>\$440,354.49</b>	<b>\$416,646.06</b>	<b>\$23,708.43</b>
3920	Impuestos y derechos	\$155,000.00	-\$111,153.36	\$43,846.64	\$38,194.25	\$5,652.39	\$38,194.25	\$0.00	\$5,652.39	\$38,194.25	\$38,194.25	\$0.00
3921	Impuestos y derechos	\$155,000.00	-\$111,153.36	\$43,846.64	\$38,194.25	\$5,652.39	\$38,194.25	\$0.00	\$5,652.39	\$38,194.25	\$38,194.25	\$0.00
3980	Impuesto sobre nóminas y otros que se deriven de una re	\$389,980.03	-\$48,864.16	\$341,115.87	\$289,996.87	\$51,119.00	\$289,996.87	\$0.00	\$51,119.00	\$289,996.87	\$266,288.44	\$23,708.43
3981	Impuesto sobre nóminas y otros que se deriven de una re	\$389,980.03	-\$48,864.16	\$341,115.87	\$289,996.87	\$51,119.00	\$289,996.87	\$0.00	\$51,119.00	\$289,996.87	\$266,288.44	\$23,708.43
3990	Otros servicios generales	\$0.00	\$112,163.37	\$112,163.37	\$112,163.37	\$0.00	\$112,163.37	\$0.00	\$0.00	\$112,163.37	\$112,163.37	\$0.00
3991	Otros servicios generales	\$0.00	\$112,163.37	\$112,163.37	\$112,163.37	\$0.00	\$112,163.37	\$0.00	\$0.00	\$112,163.37	\$112,163.37	\$0.00
<b>FEDERAL</b>		<b>\$19,257,509.00</b>	<b>\$1,753,839.00</b>	<b>\$21,011,348.00</b>	<b>\$18,078,008.59</b>	<b>\$2,933,339.41</b>	<b>\$18,078,003.37</b>	<b>\$5.22</b>	<b>\$2,933,344.63</b>	<b>\$18,078,003.37</b>	<b>\$17,840,205.12</b>	<b>\$237,798.25</b>
<b>16 ESTATAL</b>												
<b>1000</b>	<b>SERVICIOS PERSONALES</b>	<b>\$14,396,098.26</b>	<b>\$2,161,622.38</b>	<b>\$16,557,720.64</b>	<b>\$13,179,068.80</b>	<b>\$3,378,651.84</b>	<b>\$13,179,068.80</b>	<b>\$0.00</b>	<b>\$3,378,651.84</b>	<b>\$13,179,068.80</b>	<b>\$13,179,068.80</b>	<b>\$0.00</b>
<b>1100</b>	<b>REMUNERACIONES AL PERSONAL DE CARÁCTER PE</b>	<b>\$8,571,336.66</b>	<b>\$1,512,129.50</b>	<b>\$10,083,466.16</b>	<b>\$9,357,049.34</b>	<b>\$726,416.82</b>	<b>\$9,357,049.34</b>	<b>\$0.00</b>	<b>\$726,416.82</b>	<b>\$9,357,049.34</b>	<b>\$9,357,049.34</b>	<b>\$0.00</b>
1130	Sueldos base al personal permanente	\$8,571,336.66	\$1,512,129.50	\$10,083,466.16	\$9,357,049.34	\$726,416.82	\$9,357,049.34	\$0.00	\$726,416.82	\$9,357,049.34	\$9,357,049.34	\$0.00



Usr: subplaneacion  
Rep: rptEstadoPresupuestoEgresos\_FF

# Instituto Tecnológico Superior de Tepeaca Estado de Puebla

## Estado del Ejercicio del Presupuesto por Fuente de Financiamiento Al 30/nov/2019

Fecha y hora de Impresión | 13/dic/2019  
09:25 a.m.

Fuente de Financiamiento		Aprobado	Ampliaciones / (Reducciones)	Presupuesto Vigente	Comprometido	Presupuesto Disponible para Comprometer	Devengado	Comprometido No Devengado	Presupuesto Sin Devengar	Ejercido	Pagado	Cuentas por Pagar Deuda
Objeto	del Gasto											
1131	Sueldo Base al Personal de Base	\$8,571,336.66	\$1,512,129.50	\$10,083,466.16	\$9,357,049.34	\$726,416.82	\$9,357,049.34	\$0.00	\$726,416.82	\$9,357,049.34	\$9,357,049.34	\$0.00
<b>1300</b>	<b>REMUNERACIONES ADICIONALES Y ESPECIALES</b>	<b>\$2,128,973.41</b>	<b>\$250,088.28</b>	<b>\$2,379,061.69</b>	<b>\$639,340.47</b>	<b>\$1,739,721.22</b>	<b>\$639,340.47</b>	<b>\$0.00</b>	<b>\$1,739,721.22</b>	<b>\$639,340.47</b>	<b>\$639,340.47</b>	<b>\$0.00</b>
1310	Primas por años de servicios efectivos prestados	\$300,873.36	\$75,000.00	\$375,873.36	\$338,028.52	\$37,844.84	\$338,028.52	\$0.00	\$37,844.84	\$338,028.52	\$338,028.52	\$0.00
1311	Primas por años de servicios efectivos prestados	\$300,873.36	\$75,000.00	\$375,873.36	\$338,028.52	\$37,844.84	\$338,028.52	\$0.00	\$37,844.84	\$338,028.52	\$338,028.52	\$0.00
1320	Primas de vacaciones, dominical y gratificación de fin de	\$1,828,100.05	\$175,088.28	\$2,003,188.33	\$301,311.95	\$1,701,876.38	\$301,311.95	\$0.00	\$1,701,876.38	\$301,311.95	\$301,311.95	\$0.00
1321	Primas de vacaciones y Dominical	\$677,475.02	\$14,493.23	\$691,968.25	\$51,324.21	\$640,644.04	\$51,324.21	\$0.00	\$640,644.04	\$51,324.21	\$51,324.21	\$0.00
1322	Gratificación de fin de año	\$1,150,625.03	\$160,595.05	\$1,311,220.08	\$249,987.74	\$1,061,232.34	\$249,987.74	\$0.00	\$1,061,232.34	\$249,987.74	\$249,987.74	\$0.00
<b>1400</b>	<b>SEGURIDAD SOCIAL</b>	<b>\$2,619,407.07</b>	<b>\$254,429.72</b>	<b>\$2,873,836.79</b>	<b>\$2,328,843.45</b>	<b>\$544,993.34</b>	<b>\$2,328,843.45</b>	<b>\$0.00</b>	<b>\$544,993.34</b>	<b>\$2,328,843.45</b>	<b>\$2,328,843.45</b>	<b>\$0.00</b>
1410	Aportaciones de seguridad social	\$2,303,525.58	\$254,429.72	\$2,557,955.30	\$2,212,431.27	\$345,524.03	\$2,212,431.27	\$0.00	\$345,524.03	\$2,212,431.27	\$2,212,431.27	\$0.00
1411	Aportaciones de seguridad social	\$2,303,525.58	\$254,429.72	\$2,557,955.30	\$2,212,431.27	\$345,524.03	\$2,212,431.27	\$0.00	\$345,524.03	\$2,212,431.27	\$2,212,431.27	\$0.00
1420	Aportaciones a fondos de vivienda	\$120,378.86	\$0.00	\$120,378.86	\$116,412.18	\$3,966.68	\$116,412.18	\$0.00	\$3,966.68	\$116,412.18	\$116,412.18	\$0.00
1421	Aportaciones a fondos de vivienda	\$120,378.86	\$0.00	\$120,378.86	\$116,412.18	\$3,966.68	\$116,412.18	\$0.00	\$3,966.68	\$116,412.18	\$116,412.18	\$0.00
1430	Aportaciones al sistema para el retiro	\$195,502.63	\$0.00	\$195,502.63	\$0.00	\$195,502.63	\$0.00	\$0.00	\$195,502.63	\$0.00	\$0.00	\$0.00
1431	Aportaciones al sistema para el retiro	\$195,502.63	\$0.00	\$195,502.63	\$0.00	\$195,502.63	\$0.00	\$0.00	\$195,502.63	\$0.00	\$0.00	\$0.00
<b>1500</b>	<b>OTRAS PRESTACIONES SOCIALES Y ECONÓMICAS</b>	<b>\$974,257.82</b>	<b>\$144,974.88</b>	<b>\$1,119,232.70</b>	<b>\$853,835.54</b>	<b>\$265,397.16</b>	<b>\$853,835.54</b>	<b>\$0.00</b>	<b>\$265,397.16</b>	<b>\$853,835.54</b>	<b>\$853,835.54</b>	<b>\$0.00</b>
1520	Indemnizaciones	\$100,000.00	\$0.00	\$100,000.00	\$8,256.46	\$91,743.54	\$8,256.46	\$0.00	\$91,743.54	\$8,256.46	\$8,256.46	\$0.00
1521	Indemnizaciones	\$100,000.00	\$0.00	\$100,000.00	\$8,256.46	\$91,743.54	\$8,256.46	\$0.00	\$91,743.54	\$8,256.46	\$8,256.46	\$0.00
1590	Otras prestaciones sociales y económicas	\$874,257.82	\$144,974.88	\$1,019,232.70	\$845,579.08	\$173,653.62	\$845,579.08	\$0.00	\$173,653.62	\$845,579.08	\$845,579.08	\$0.00
1591	Otras prestaciones sociales y económicas	\$874,257.82	\$144,974.88	\$1,019,232.70	\$845,579.08	\$173,653.62	\$845,579.08	\$0.00	\$173,653.62	\$845,579.08	\$845,579.08	\$0.00
<b>1700</b>	<b>PAGO DE ESTÍMULOS A SERVIDORES PÚBLICOS</b>	<b>\$102,123.30</b>	<b>\$0.00</b>	<b>\$102,123.30</b>	<b>\$0.00</b>	<b>\$102,123.30</b>	<b>\$0.00</b>	<b>\$0.00</b>	<b>\$102,123.30</b>	<b>\$0.00</b>	<b>\$0.00</b>	<b>\$0.00</b>
1710	Estímulos	\$102,123.30	\$0.00	\$102,123.30	\$0.00	\$102,123.30	\$0.00	\$0.00	\$102,123.30	\$0.00	\$0.00	\$0.00
1711	Estímulos	\$102,123.30	\$0.00	\$102,123.30	\$0.00	\$102,123.30	\$0.00	\$0.00	\$102,123.30	\$0.00	\$0.00	\$0.00
<b>2000</b>	<b>MATERIALES Y SUMINISTROS</b>	<b>\$1,823,993.04</b>	<b>-\$34,050.75</b>	<b>\$1,789,942.29</b>	<b>\$1,545,694.37</b>	<b>\$244,247.92</b>	<b>\$1,543,695.70</b>	<b>\$1,998.67</b>	<b>\$246,246.59</b>	<b>\$1,543,695.70</b>	<b>\$1,543,695.70</b>	<b>\$0.00</b>
<b>2100</b>	<b>MATERIALES DE ADMINISTRACIÓN, EMISIÓN DE DOC</b>	<b>\$621,297.36</b>	<b>-\$157,058.14</b>	<b>\$464,239.22</b>	<b>\$433,078.85</b>	<b>\$31,160.37</b>	<b>\$433,078.85</b>	<b>\$0.00</b>	<b>\$31,160.37</b>	<b>\$433,078.85</b>	<b>\$433,078.85</b>	<b>\$0.00</b>
2110	Materiales, útiles y equipos menores de oficina	\$93,017.22	\$29,712.57	\$122,729.79	\$122,536.77	\$193.02	\$122,536.77	\$0.00	\$193.02	\$122,536.77	\$122,536.77	\$0.00
2111	Materiales, útiles y equipos menores de oficina	\$93,017.22	\$29,712.57	\$122,729.79	\$122,536.77	\$193.02	\$122,536.77	\$0.00	\$193.02	\$122,536.77	\$122,536.77	\$0.00
2120	Materiales y útiles de impresión y reproducción	\$39,199.36	-\$17,482.72	\$21,716.64	\$21,716.64	\$0.00	\$21,716.64	\$0.00	\$0.00	\$21,716.64	\$21,716.64	\$0.00
2121	Materiales y útiles de impresión y reproducción	\$39,199.36	-\$17,482.72	\$21,716.64	\$21,716.64	\$0.00	\$21,716.64	\$0.00	\$0.00	\$21,716.64	\$21,716.64	\$0.00
2140	Materiales, útiles y equipos menores de tecnologías de la	\$135,000.00	-\$51,171.60	\$83,828.40	\$83,828.40	\$0.00	\$83,828.40	\$0.00	\$0.00	\$83,828.40	\$83,828.40	\$0.00
2141	Materiales, útiles y equipos menores de tecnologías de la	\$135,000.00	-\$51,171.60	\$83,828.40	\$83,828.40	\$0.00	\$83,828.40	\$0.00	\$0.00	\$83,828.40	\$83,828.40	\$0.00
2150	Material impreso e información digital	\$61,200.00	-\$59,112.00	\$2,088.00	\$2,088.00	\$0.00	\$2,088.00	\$0.00	\$0.00	\$2,088.00	\$2,088.00	\$0.00



Usr: subplaneacion  
Rep: rptEstadoPresupuestoEgresos\_FF

# Instituto Tecnológico Superior de Tepeaca Estado de Puebla

## Estado del Ejercicio del Presupuesto por Fuente de Financiamiento Al 30/nov/2019

Fecha y hora de Impresión | 13/dic/2019  
09:25 a.m.

Fuente de Financiamiento		Aprobado	Ampliaciones / (Reducciones)	Presupuesto Vigente	Comprometido	Presupuesto Disponible para Comprometer	Devengado	Comprometido No Devengado	Presupuesto Sin Devengar	Ejercido	Pagado	Cuentas por Pagar Deuda
Objeto	Gasto											
2151	Material impreso e información digital	\$61,200.00	-\$59,112.00	\$2,088.00	\$2,088.00	\$0.00	\$2,088.00	\$0.00	\$0.00	\$2,088.00	\$2,088.00	\$0.00
2160	Material de limpieza	\$117,880.78	\$40,702.81	\$158,583.59	\$128,776.64	\$29,806.95	\$128,776.64	\$0.00	\$29,806.95	\$128,776.64	\$128,776.64	\$0.00
2161	Material de limpieza	\$117,880.78	\$40,702.81	\$158,583.59	\$128,776.64	\$29,806.95	\$128,776.64	\$0.00	\$29,806.95	\$128,776.64	\$128,776.64	\$0.00
2170	Materiales y útiles de enseñanza	\$150,000.00	-\$79,707.20	\$70,292.80	\$70,292.80	\$0.00	\$70,292.80	\$0.00	\$0.00	\$70,292.80	\$70,292.80	\$0.00
2171	Materiales y útiles de enseñanza	\$150,000.00	-\$79,707.20	\$70,292.80	\$70,292.80	\$0.00	\$70,292.80	\$0.00	\$0.00	\$70,292.80	\$70,292.80	\$0.00
2180	Materiales para el registro e identificación de bienes y per	\$25,000.00	-\$20,000.00	\$5,000.00	\$3,839.60	\$1,160.40	\$3,839.60	\$0.00	\$1,160.40	\$3,839.60	\$3,839.60	\$0.00
2181	Materiales para el registro e identificación de bienes y per	\$25,000.00	-\$20,000.00	\$5,000.00	\$3,839.60	\$1,160.40	\$3,839.60	\$0.00	\$1,160.40	\$3,839.60	\$3,839.60	\$0.00
<b>2200</b>	<b>ALIMENTOS Y UTENSILIOS</b>	<b>\$175,000.00</b>	<b>-\$15,441.72</b>	<b>\$159,558.28</b>	<b>\$69,015.04</b>	<b>\$90,543.24</b>	<b>\$69,015.04</b>	<b>\$0.00</b>	<b>\$90,543.24</b>	<b>\$69,015.04</b>	<b>\$69,015.04</b>	<b>\$0.00</b>
2210	Productos alimenticios para personas	\$125,000.00	\$33,996.88	\$158,996.88	\$68,453.64	\$90,543.24	\$68,453.64	\$0.00	\$90,543.24	\$68,453.64	\$68,453.64	\$0.00
2211	Productos alimenticios para personas	\$125,000.00	\$33,996.88	\$158,996.88	\$68,453.64	\$90,543.24	\$68,453.64	\$0.00	\$90,543.24	\$68,453.64	\$68,453.64	\$0.00
2230	Utensilios para el servicio de alimentación	\$50,000.00	-\$49,438.60	\$561.40	\$561.40	\$0.00	\$561.40	\$0.00	\$0.00	\$561.40	\$561.40	\$0.00
2231	Utensilios para el servicio de alimentación	\$50,000.00	-\$49,438.60	\$561.40	\$561.40	\$0.00	\$561.40	\$0.00	\$0.00	\$561.40	\$561.40	\$0.00
<b>2300</b>	<b>MATERIAS PRIMAS Y MATERIALES DE PRODUCCIÓN</b>	<b>\$0.00</b>	<b>\$1,012.92</b>	<b>\$1,012.92</b>	<b>\$1,012.92</b>	<b>\$0.00</b>	<b>\$1,012.92</b>	<b>\$0.00</b>	<b>\$0.00</b>	<b>\$1,012.92</b>	<b>\$1,012.92</b>	<b>\$0.00</b>
2370	Productos de cuero, piel, plástico y hule adquiridos como	\$0.00	\$1,012.92	\$1,012.92	\$1,012.92	\$0.00	\$1,012.92	\$0.00	\$0.00	\$1,012.92	\$1,012.92	\$0.00
2371	Productos de cuero, piel, plástico y hule adquiridos como	\$0.00	\$1,012.92	\$1,012.92	\$1,012.92	\$0.00	\$1,012.92	\$0.00	\$0.00	\$1,012.92	\$1,012.92	\$0.00
<b>2400</b>	<b>MATERIALES Y ARTÍCULOS DE CONSTRUCCIÓN Y DE</b>	<b>\$281,592.72</b>	<b>\$83,720.41</b>	<b>\$365,313.13</b>	<b>\$334,429.82</b>	<b>\$30,883.31</b>	<b>\$334,429.82</b>	<b>\$0.00</b>	<b>\$30,883.31</b>	<b>\$334,429.82</b>	<b>\$334,429.82</b>	<b>\$0.00</b>
2410	Productos minerales no metálicos	\$73,817.52	\$0.00	\$73,817.52	\$66,789.22	\$7,028.30	\$66,789.22	\$0.00	\$7,028.30	\$66,789.22	\$66,789.22	\$0.00
2411	Productos minerales no metálicos	\$73,817.52	\$0.00	\$73,817.52	\$66,789.22	\$7,028.30	\$66,789.22	\$0.00	\$7,028.30	\$66,789.22	\$66,789.22	\$0.00
2420	Cemento y productos de concreto	\$45,000.00	-\$18,516.47	\$26,483.53	\$11,548.53	\$14,935.00	\$11,548.53	\$0.00	\$14,935.00	\$11,548.53	\$11,548.53	\$0.00
2421	Cemento y productos de concreto	\$45,000.00	-\$18,516.47	\$26,483.53	\$11,548.53	\$14,935.00	\$11,548.53	\$0.00	\$14,935.00	\$11,548.53	\$11,548.53	\$0.00
2430	Cal, yeso y productos de yeso	\$11,610.00	-\$1,680.53	\$9,929.47	\$2,869.47	\$7,060.00	\$2,869.47	\$0.00	\$7,060.00	\$2,869.47	\$2,869.47	\$0.00
2431	Cal, yeso y productos de yeso	\$11,610.00	-\$1,680.53	\$9,929.47	\$2,869.47	\$7,060.00	\$2,869.47	\$0.00	\$7,060.00	\$2,869.47	\$2,869.47	\$0.00
2440	Madera y productos de madera	\$31,945.20	-\$31,945.20	\$0.00	\$0.00	\$0.00	\$0.00	\$0.00	\$0.00	\$0.00	\$0.00	\$0.00
2441	Madera y productos de madera	\$31,945.20	-\$31,945.20	\$0.00	\$0.00	\$0.00	\$0.00	\$0.00	\$0.00	\$0.00	\$0.00	\$0.00
2450	Vidrio y productos de vidrio	\$2,000.00	\$0.00	\$2,000.00	\$139.99	\$1,860.01	\$139.99	\$0.00	\$1,860.01	\$139.99	\$139.99	\$0.00
2451	Vidrio y productos de vidrio	\$2,000.00	\$0.00	\$2,000.00	\$139.99	\$1,860.01	\$139.99	\$0.00	\$1,860.01	\$139.99	\$139.99	\$0.00
2460	Material eléctrico y electrónico	\$56,000.00	\$17,549.49	\$73,549.49	\$73,549.49	\$0.00	\$73,549.49	\$0.00	\$0.00	\$73,549.49	\$73,549.49	\$0.00
2461	Material eléctrico y electrónico	\$56,000.00	\$17,549.49	\$73,549.49	\$73,549.49	\$0.00	\$73,549.49	\$0.00	\$0.00	\$73,549.49	\$73,549.49	\$0.00
2470	Artículos metálicos para la construcción	\$35,000.00	\$14,608.10	\$49,608.10	\$49,608.10	\$0.00	\$49,608.10	\$0.00	\$0.00	\$49,608.10	\$49,608.10	\$0.00
2471	Artículos metálicos para la construcción	\$35,000.00	\$14,608.10	\$49,608.10	\$49,608.10	\$0.00	\$49,608.10	\$0.00	\$0.00	\$49,608.10	\$49,608.10	\$0.00
2480	Materiales complementarios	\$19,700.00	-\$3,401.54	\$16,298.46	\$16,298.46	\$0.00	\$16,298.46	\$0.00	\$0.00	\$16,298.46	\$16,298.46	\$0.00



Usr: subplaneacion  
Rep: rptEstadoPresupuestoEgresos\_FF

# Instituto Tecnológico Superior de Tepeaca Estado de Puebla

## Estado del Ejercicio del Presupuesto por Fuente de Financiamiento Al 30/nov/2019

Fecha y hora de Impresión | 13/dic/2019  
09:25 a.m.

Fuente de Financiamiento		Aprobado	Ampliaciones / (Reducciones)	Presupuesto Vigente	Comprometido	Presupuesto Disponible para Comprometer	Devengado	Comprometido No Devengado	Presupuesto Sin Devengar	Ejercido	Pagado	Cuentas por Pagar Deuda
Objeto	del Gasto											
2481	Materiales complementarios	\$19,700.00	-\$3,401.54	\$16,298.46	\$16,298.46	\$0.00	\$16,298.46	\$0.00	\$0.00	\$16,298.46	\$16,298.46	\$0.00
2490	Otros materiales y artículos de construcción y reparación	\$6,520.00	\$107,106.56	\$113,626.56	\$113,626.56	\$0.00	\$113,626.56	\$0.00	\$0.00	\$113,626.56	\$113,626.56	\$0.00
2491	Otros materiales y artículos de construcción y reparación	\$6,520.00	\$107,106.56	\$113,626.56	\$113,626.56	\$0.00	\$113,626.56	\$0.00	\$0.00	\$113,626.56	\$113,626.56	\$0.00
<b>2500</b>	<b>PRODUCTOS QUÍMICOS, FARMACÉUTICOS Y DE LABORATORIO</b>	<b>\$227,094.69</b>	<b>-\$107,242.39</b>	<b>\$119,852.30</b>	<b>\$110,320.05</b>	<b>\$9,532.25</b>	<b>\$108,321.38</b>	<b>\$1,998.67</b>	<b>\$11,530.92</b>	<b>\$108,321.38</b>	<b>\$108,321.38</b>	<b>\$0.00</b>
2510	Productos químicos básicos	\$39,310.00	-\$24,770.55	\$14,539.45	\$12,372.97	\$2,166.48	\$12,372.97	\$0.00	\$2,166.48	\$12,372.97	\$12,372.97	\$0.00
2511	Productos químicos básicos	\$39,310.00	-\$24,770.55	\$14,539.45	\$12,372.97	\$2,166.48	\$12,372.97	\$0.00	\$2,166.48	\$12,372.97	\$12,372.97	\$0.00
2520	Fertilizantes, pesticidas y otros agroquímicos	\$24,457.00	-\$18,420.50	\$6,036.50	\$4,930.00	\$1,106.50	\$4,930.00	\$0.00	\$1,106.50	\$4,930.00	\$4,930.00	\$0.00
2521	Fertilizantes, pesticidas y otros agroquímicos	\$24,457.00	-\$18,420.50	\$6,036.50	\$4,930.00	\$1,106.50	\$4,930.00	\$0.00	\$1,106.50	\$4,930.00	\$4,930.00	\$0.00
2530	Medicinas y productos farmacéuticos	\$27,391.00	\$950.37	\$28,341.37	\$28,341.37	\$0.00	\$26,342.70	\$1,998.67	\$1,998.67	\$26,342.70	\$26,342.70	\$0.00
2531	Medicinas y productos farmacéuticos	\$27,391.00	\$950.37	\$28,341.37	\$28,341.37	\$0.00	\$26,342.70	\$1,998.67	\$1,998.67	\$26,342.70	\$26,342.70	\$0.00
2540	Materiales, accesorios y suministros médicos	\$11,325.00	-\$3,540.37	\$7,784.63	\$3,794.24	\$3,990.39	\$3,794.24	\$0.00	\$3,990.39	\$3,794.24	\$3,794.24	\$0.00
2541	Materiales, accesorios y suministros médicos	\$11,325.00	-\$3,540.37	\$7,784.63	\$3,794.24	\$3,990.39	\$3,794.24	\$0.00	\$3,990.39	\$3,794.24	\$3,794.24	\$0.00
2550	Materiales, accesorios y suministros de laboratorio	\$55,871.69	-\$43,909.99	\$11,961.70	\$10,762.85	\$1,198.85	\$10,762.85	\$0.00	\$1,198.85	\$10,762.85	\$10,762.85	\$0.00
2551	Materiales, accesorios y suministros de laboratorio	\$55,871.69	-\$43,909.99	\$11,961.70	\$10,762.85	\$1,198.85	\$10,762.85	\$0.00	\$1,198.85	\$10,762.85	\$10,762.85	\$0.00
2560	Fibras sintéticas, hules, plásticos y derivados	\$15,740.00	-\$61.76	\$15,678.24	\$14,608.21	\$1,070.03	\$14,608.21	\$0.00	\$1,070.03	\$14,608.21	\$14,608.21	\$0.00
2561	Fibras sintéticas, hules, plásticos y derivados	\$15,740.00	-\$61.76	\$15,678.24	\$14,608.21	\$1,070.03	\$14,608.21	\$0.00	\$1,070.03	\$14,608.21	\$14,608.21	\$0.00
2590	Otros productos químicos	\$53,000.00	-\$17,489.59	\$35,510.41	\$35,510.41	\$0.00	\$35,510.41	\$0.00	\$0.00	\$35,510.41	\$35,510.41	\$0.00
2591	Otros productos químicos	\$53,000.00	-\$17,489.59	\$35,510.41	\$35,510.41	\$0.00	\$35,510.41	\$0.00	\$0.00	\$35,510.41	\$35,510.41	\$0.00
<b>2600</b>	<b>COMBUSTIBLES, LUBRICANTES Y ADITIVOS</b>	<b>\$149,250.00</b>	<b>\$67,092.47</b>	<b>\$216,342.47</b>	<b>\$213,866.50</b>	<b>\$2,475.97</b>	<b>\$213,866.50</b>	<b>\$0.00</b>	<b>\$2,475.97</b>	<b>\$213,866.50</b>	<b>\$213,866.50</b>	<b>\$0.00</b>
2610	Combustibles, lubricantes y aditivos	\$149,250.00	\$67,092.47	\$216,342.47	\$213,866.50	\$2,475.97	\$213,866.50	\$0.00	\$2,475.97	\$213,866.50	\$213,866.50	\$0.00
2611	Combustibles	\$125,000.00	\$79,592.47	\$204,592.47	\$203,515.25	\$1,077.22	\$203,515.25	\$0.00	\$1,077.22	\$203,515.25	\$203,515.25	\$0.00
2612	Lubricantes y Aditivos	\$24,250.00	-\$12,500.00	\$11,750.00	\$10,351.25	\$1,398.75	\$10,351.25	\$0.00	\$1,398.75	\$10,351.25	\$10,351.25	\$0.00
<b>2700</b>	<b>VESTUARIO, BLANCOS, PRENDAS DE PROTECCIÓN Y ACCESORIOS</b>	<b>\$121,592.27</b>	<b>\$41,259.18</b>	<b>\$162,851.45</b>	<b>\$130,361.97</b>	<b>\$32,489.48</b>	<b>\$130,361.97</b>	<b>\$0.00</b>	<b>\$32,489.48</b>	<b>\$130,361.97</b>	<b>\$130,361.97</b>	<b>\$0.00</b>
2710	Vestuario y uniformes	\$55,000.00	\$48,820.05	\$103,820.05	\$103,820.00	\$0.05	\$103,820.00	\$0.00	\$0.05	\$103,820.00	\$103,820.00	\$0.00
2711	Vestuario y uniformes	\$55,000.00	\$48,820.05	\$103,820.05	\$103,820.00	\$0.05	\$103,820.00	\$0.00	\$0.05	\$103,820.00	\$103,820.00	\$0.00
2720	Prendas de seguridad y protección personal	\$23,340.00	\$10,000.00	\$33,340.00	\$850.57	\$32,489.43	\$850.57	\$0.00	\$32,489.43	\$850.57	\$850.57	\$0.00
2721	Prendas de seguridad y protección personal	\$23,340.00	\$10,000.00	\$33,340.00	\$850.57	\$32,489.43	\$850.57	\$0.00	\$32,489.43	\$850.57	\$850.57	\$0.00
2730	Artículos deportivos	\$43,252.27	-\$17,560.87	\$25,691.40	\$25,691.40	\$0.00	\$25,691.40	\$0.00	\$0.00	\$25,691.40	\$25,691.40	\$0.00
2731	Artículos deportivos	\$43,252.27	-\$17,560.87	\$25,691.40	\$25,691.40	\$0.00	\$25,691.40	\$0.00	\$0.00	\$25,691.40	\$25,691.40	\$0.00
<b>2900</b>	<b>HERRAMIENTAS, REFACCIONES Y ACCESORIOS MENORES</b>	<b>\$248,166.00</b>	<b>\$52,606.52</b>	<b>\$300,772.52</b>	<b>\$253,609.22</b>	<b>\$47,163.30</b>	<b>\$253,609.22</b>	<b>\$0.00</b>	<b>\$47,163.30</b>	<b>\$253,609.22</b>	<b>\$253,609.22</b>	<b>\$0.00</b>
2910	Herramientas menores	\$46,953.34	-\$1,652.92	\$45,300.42	\$19,030.51	\$26,269.91	\$19,030.51	\$0.00	\$26,269.91	\$19,030.51	\$19,030.51	\$0.00



Usr: subplaneacion  
Rep: rptEstadoPresupuestoEgresos\_FF

# Instituto Tecnológico Superior de Tepeaca Estado de Puebla

## Estado del Ejercicio del Presupuesto por Fuente de Financiamiento Al 30/nov/2019

Fecha y hora de Impresión | 13/dic/2019  
09:25 a.m.

Fuente de Financiamiento		Aprobado	Ampliaciones / (Reducciones)	Presupuesto Vigente	Comprometido	Presupuesto Disponible para Comprometer	Devengado	Comprometido No Devengado	Presupuesto Sin Devengar	Ejercido	Pagado	Cuentas por Pagar Deuda
Objeto	Gasto											
2911	Herramientas menores	\$46,953.34	-\$1,652.92	\$45,300.42	\$19,030.51	\$26,269.91	\$19,030.51	\$0.00	\$26,269.91	\$19,030.51	\$19,030.51	\$0.00
2920	Refacciones y accesorios menores de edificios	\$41,597.22	-\$15,066.54	\$26,530.68	\$6,616.19	\$19,914.49	\$6,616.19	\$0.00	\$19,914.49	\$6,616.19	\$6,616.19	\$0.00
2921	Refacciones y accesorios menores de edificios	\$41,597.22	-\$15,066.54	\$26,530.68	\$6,616.19	\$19,914.49	\$6,616.19	\$0.00	\$19,914.49	\$6,616.19	\$6,616.19	\$0.00
2930	Refacciones y accesorios menores de mobiliario y equipo	\$15,232.00	-\$13,930.77	\$1,301.23	\$1,301.23	\$0.00	\$1,301.23	\$0.00	\$0.00	\$1,301.23	\$1,301.23	\$0.00
2931	Refacciones y accesorios menores de mobiliario y equipo	\$15,232.00	-\$13,930.77	\$1,301.23	\$1,301.23	\$0.00	\$1,301.23	\$0.00	\$0.00	\$1,301.23	\$1,301.23	\$0.00
2940	Refacciones y accesorios menores de equipo de cómputo	\$70,018.24	\$47,539.52	\$117,557.76	\$117,557.76	\$0.00	\$117,557.76	\$0.00	\$0.00	\$117,557.76	\$117,557.76	\$0.00
2941	Refacciones y accesorios menores de equipo de cómputo	\$70,018.24	\$47,539.52	\$117,557.76	\$117,557.76	\$0.00	\$117,557.76	\$0.00	\$0.00	\$117,557.76	\$117,557.76	\$0.00
2960	Refacciones y accesorios menores de equipo de transporte	\$30,000.00	\$38,082.43	\$68,082.43	\$68,082.43	\$0.00	\$68,082.43	\$0.00	\$0.00	\$68,082.43	\$68,082.43	\$0.00
2961	Refacciones y accesorios menores de equipo de transporte	\$30,000.00	\$38,082.43	\$68,082.43	\$68,082.43	\$0.00	\$68,082.43	\$0.00	\$0.00	\$68,082.43	\$68,082.43	\$0.00
2980	Refacciones y accesorios menores de maquinaria y otros	\$24,365.20	-\$20,436.40	\$3,928.80	\$2,950.00	\$978.80	\$2,950.00	\$0.00	\$978.80	\$2,950.00	\$2,950.00	\$0.00
2981	Refacciones y accesorios menores de maquinaria y otros	\$24,365.20	-\$20,436.40	\$3,928.80	\$2,950.00	\$978.80	\$2,950.00	\$0.00	\$978.80	\$2,950.00	\$2,950.00	\$0.00
2990	Refacciones y accesorios menores otros bienes muebles	\$20,000.00	\$18,071.20	\$38,071.20	\$38,071.10	\$0.10	\$38,071.10	\$0.00	\$0.10	\$38,071.10	\$38,071.10	\$0.00
2991	Refacciones y accesorios menores otros bienes muebles	\$20,000.00	\$18,071.20	\$38,071.20	\$38,071.10	\$0.10	\$38,071.10	\$0.00	\$0.10	\$38,071.10	\$38,071.10	\$0.00
<b>3000</b>	<b>SERVICIOS GENERALES</b>	<b>\$2,787,417.70</b>	<b>-\$222,098.16</b>	<b>\$2,565,319.54</b>	<b>\$2,160,415.65</b>	<b>\$404,903.89</b>	<b>\$2,158,515.57</b>	<b>\$1,900.08</b>	<b>\$406,803.97</b>	<b>\$2,158,515.57</b>	<b>\$2,128,199.63</b>	<b>\$30,315.94</b>
<b>3100</b>	<b>SERVICIOS BÁSICOS</b>	<b>\$270,085.74</b>	<b>-\$2,143.10</b>	<b>\$267,942.64</b>	<b>\$219,822.07</b>	<b>\$48,120.57</b>	<b>\$219,822.07</b>	<b>\$0.00</b>	<b>\$48,120.57</b>	<b>\$219,822.07</b>	<b>\$219,822.07</b>	<b>\$0.00</b>
3110	Energía eléctrica	\$91,200.00	\$25,234.00	\$116,434.00	\$116,434.00	\$0.00	\$116,434.00	\$0.00	\$0.00	\$116,434.00	\$116,434.00	\$0.00
3111	Energía eléctrica	\$91,200.00	\$25,234.00	\$116,434.00	\$116,434.00	\$0.00	\$116,434.00	\$0.00	\$0.00	\$116,434.00	\$116,434.00	\$0.00
3120	Gas	\$9,628.00	\$7,109.00	\$16,737.00	\$11,953.00	\$4,784.00	\$11,953.00	\$0.00	\$4,784.00	\$11,953.00	\$11,953.00	\$0.00
3121	Gas	\$9,628.00	\$7,109.00	\$16,737.00	\$11,953.00	\$4,784.00	\$11,953.00	\$0.00	\$4,784.00	\$11,953.00	\$11,953.00	\$0.00
3140	Telefonía tradicional	\$20,841.74	-\$16,286.05	\$4,555.69	\$3,759.14	\$796.55	\$3,759.14	\$0.00	\$796.55	\$3,759.14	\$3,759.14	\$0.00
3141	Telefonía tradicional	\$20,841.74	-\$16,286.05	\$4,555.69	\$3,759.14	\$796.55	\$3,759.14	\$0.00	\$796.55	\$3,759.14	\$3,759.14	\$0.00
3150	Telefonía celular	\$5,791.00	\$0.00	\$5,791.00	\$0.00	\$5,791.00	\$0.00	\$0.00	\$5,791.00	\$0.00	\$0.00	\$0.00
3151	Telefonía celular	\$5,791.00	\$0.00	\$5,791.00	\$0.00	\$5,791.00	\$0.00	\$0.00	\$5,791.00	\$0.00	\$0.00	\$0.00
3170	Servicios de acceso de Internet, redes y procesamiento de datos	\$140,000.00	-\$18,200.05	\$121,799.95	\$87,000.00	\$34,799.95	\$87,000.00	\$0.00	\$34,799.95	\$87,000.00	\$87,000.00	\$0.00
3171	Servicios de acceso de Internet, redes y procesamiento de datos	\$140,000.00	-\$18,200.05	\$121,799.95	\$87,000.00	\$34,799.95	\$87,000.00	\$0.00	\$34,799.95	\$87,000.00	\$87,000.00	\$0.00
3180	Servicios postales y telegráficos	\$2,625.00	\$0.00	\$2,625.00	\$675.93	\$1,949.07	\$675.93	\$0.00	\$1,949.07	\$675.93	\$675.93	\$0.00
3181	Servicios postales y telegráficos	\$2,625.00	\$0.00	\$2,625.00	\$675.93	\$1,949.07	\$675.93	\$0.00	\$1,949.07	\$675.93	\$675.93	\$0.00
<b>3200</b>	<b>SERVICIOS DE ARRENDAMIENTO</b>	<b>\$230,470.00</b>	<b>-\$29,925.08</b>	<b>\$200,544.92</b>	<b>\$185,815.13</b>	<b>\$14,729.79</b>	<b>\$185,815.13</b>	<b>\$0.00</b>	<b>\$14,729.79</b>	<b>\$185,815.13</b>	<b>\$185,815.13</b>	<b>\$0.00</b>
3230	Arrendamiento de mobiliario y equipo de administración, educación e investigación	\$40,470.00	\$10,000.00	\$50,470.00	\$45,000.00	\$5,470.00	\$45,000.00	\$0.00	\$5,470.00	\$45,000.00	\$45,000.00	\$0.00
3231	Arrendamiento de mobiliario y equipo de administración, educación e investigación	\$40,470.00	\$10,000.00	\$50,470.00	\$45,000.00	\$5,470.00	\$45,000.00	\$0.00	\$5,470.00	\$45,000.00	\$45,000.00	\$0.00
3260	Arrendamiento de maquinaria, otros equipos y herramientas	\$35,000.00	-\$0.01	\$34,999.99	\$34,500.00	\$499.99	\$34,500.00	\$0.00	\$499.99	\$34,500.00	\$34,500.00	\$0.00



Usr: subplaneacion  
Rep: rptEstadoPresupuestoEgresos\_FF

# Instituto Tecnológico Superior de Tepeaca Estado de Puebla

## Estado del Ejercicio del Presupuesto por Fuente de Financiamiento Al 30/nov/2019

Fecha y hora de Impresión | 13/dic/2019  
09:25 a.m.

Fuente de Financiamiento		Aprobado	Ampliaciones / (Reducciones)	Presupuesto Vigente	Comprometido	Presupuesto Disponible para Comprometer	Devengado	Comprometido No Devengado	Presupuesto Sin Devengar	Ejercido	Pagado	Cuentas por Pagar Deuda
Objeto	del Gasto											
3261	Arrendamiento de maquinaria, otros equipos y herramient	\$35,000.00	-\$0.01	\$34,999.99	\$34,500.00	\$499.99	\$34,500.00	\$0.00	\$499.99	\$34,500.00	\$34,500.00	\$0.00
3270	Arrendamiento de activos intangibles	\$135,000.00	-\$39,925.07	\$95,074.93	\$95,074.93	\$0.00	\$95,074.93	\$0.00	\$0.00	\$95,074.93	\$95,074.93	\$0.00
3271	Arrendamiento de activos intangibles	\$135,000.00	-\$39,925.07	\$95,074.93	\$95,074.93	\$0.00	\$95,074.93	\$0.00	\$0.00	\$95,074.93	\$95,074.93	\$0.00
3290	Otros arrendamientos	\$20,000.00	\$0.00	\$20,000.00	\$11,240.20	\$8,759.80	\$11,240.20	\$0.00	\$8,759.80	\$11,240.20	\$11,240.20	\$0.00
3291	Otros arrendamientos	\$20,000.00	\$0.00	\$20,000.00	\$11,240.20	\$8,759.80	\$11,240.20	\$0.00	\$8,759.80	\$11,240.20	\$11,240.20	\$0.00
<b>3300</b>	<b>SERVICIOS PROFESIONALES, CIENTÍFICOS, TÉCNICO</b>	<b>\$976,655.24</b>	<b>-\$120,734.61</b>	<b>\$855,920.63</b>	<b>\$747,034.82</b>	<b>\$108,885.81</b>	<b>\$747,034.82</b>	<b>\$0.00</b>	<b>\$108,885.81</b>	<b>\$747,034.82</b>	<b>\$747,034.82</b>	<b>\$0.00</b>
3310	Servicios legales, de contabilidad, auditoría y relacionado	\$400,000.00	-\$16,000.01	\$383,999.99	\$353,277.29	\$30,722.70	\$353,277.29	\$0.00	\$30,722.70	\$353,277.29	\$353,277.29	\$0.00
3311	Servicios legales, de contabilidad, auditoría y relacionado	\$400,000.00	-\$16,000.01	\$383,999.99	\$353,277.29	\$30,722.70	\$353,277.29	\$0.00	\$30,722.70	\$353,277.29	\$353,277.29	\$0.00
3340	Servicios de capacitación	\$130,000.00	-\$83,600.00	\$46,400.00	\$46,400.00	\$0.00	\$46,400.00	\$0.00	\$0.00	\$46,400.00	\$46,400.00	\$0.00
3341	Servicios de capacitación	\$130,000.00	-\$83,600.00	\$46,400.00	\$46,400.00	\$0.00	\$46,400.00	\$0.00	\$0.00	\$46,400.00	\$46,400.00	\$0.00
3350	Servicios de investigación científica y desarrollo	\$0.00	\$2,401.20	\$2,401.20	\$2,401.20	\$0.00	\$2,401.20	\$0.00	\$0.00	\$2,401.20	\$2,401.20	\$0.00
3351	Servicios de investigación científica y desarrollo	\$0.00	\$2,401.20	\$2,401.20	\$2,401.20	\$0.00	\$2,401.20	\$0.00	\$0.00	\$2,401.20	\$2,401.20	\$0.00
3360	Servicios de apoyo administrativo, fotocopiado e impresió	\$47,567.24	-\$28,205.57	\$19,361.67	\$18,931.33	\$430.34	\$18,931.33	\$0.00	\$430.34	\$18,931.33	\$18,931.33	\$0.00
3361	Servicios de apoyo administrativo, fotocopiado e impresió	\$47,567.24	-\$28,205.57	\$19,361.67	\$18,931.33	\$430.34	\$18,931.33	\$0.00	\$430.34	\$18,931.33	\$18,931.33	\$0.00
3370	Servicios de protección y seguridad	\$4,646.00	-\$4,646.00	\$0.00	\$0.00	\$0.00	\$0.00	\$0.00	\$0.00	\$0.00	\$0.00	\$0.00
3371	Servicios de protección y seguridad	\$4,646.00	-\$4,646.00	\$0.00	\$0.00	\$0.00	\$0.00	\$0.00	\$0.00	\$0.00	\$0.00	\$0.00
3380	Servicios de vigilancia	\$394,442.00	\$9,315.77	\$403,757.77	\$326,025.00	\$77,732.77	\$326,025.00	\$0.00	\$77,732.77	\$326,025.00	\$326,025.00	\$0.00
3381	Servicios de vigilancia	\$394,442.00	\$9,315.77	\$403,757.77	\$326,025.00	\$77,732.77	\$326,025.00	\$0.00	\$77,732.77	\$326,025.00	\$326,025.00	\$0.00
<b>3400</b>	<b>SERVICIOS FINANCIEROS, BANCARIOS Y COMERCIAL</b>	<b>\$129,237.97</b>	<b>\$23,997.27</b>	<b>\$153,235.24</b>	<b>\$134,699.21</b>	<b>\$18,536.03</b>	<b>\$134,699.21</b>	<b>\$0.00</b>	<b>\$18,536.03</b>	<b>\$134,699.21</b>	<b>\$134,699.21</b>	<b>\$0.00</b>
3410	Servicios financieros y bancarios	\$28,000.00	\$0.00	\$28,000.00	\$12,921.82	\$15,078.18	\$12,921.82	\$0.00	\$15,078.18	\$12,921.82	\$12,921.82	\$0.00
3411	Servicios financieros y bancarios	\$28,000.00	\$0.00	\$28,000.00	\$12,921.82	\$15,078.18	\$12,921.82	\$0.00	\$15,078.18	\$12,921.82	\$12,921.82	\$0.00
3450	Seguro de bienes patrimoniales	\$61,237.97	\$17,497.27	\$78,735.24	\$78,735.24	\$0.00	\$78,735.24	\$0.00	\$0.00	\$78,735.24	\$78,735.24	\$0.00
3451	Seguro de bienes patrimoniales	\$61,237.97	\$17,497.27	\$78,735.24	\$78,735.24	\$0.00	\$78,735.24	\$0.00	\$0.00	\$78,735.24	\$78,735.24	\$0.00
3470	Fletes y maniobras	\$0.00	\$1,500.00	\$1,500.00	\$1,209.97	\$290.03	\$1,209.97	\$0.00	\$290.03	\$1,209.97	\$1,209.97	\$0.00
3471	Fletes y maniobras	\$0.00	\$1,500.00	\$1,500.00	\$1,209.97	\$290.03	\$1,209.97	\$0.00	\$290.03	\$1,209.97	\$1,209.97	\$0.00
3480	Comisiones por ventas	\$40,000.00	\$5,000.00	\$45,000.00	\$41,832.18	\$3,167.82	\$41,832.18	\$0.00	\$3,167.82	\$41,832.18	\$41,832.18	\$0.00
3481	Comisiones por ventas	\$40,000.00	\$5,000.00	\$45,000.00	\$41,832.18	\$3,167.82	\$41,832.18	\$0.00	\$3,167.82	\$41,832.18	\$41,832.18	\$0.00
<b>3500</b>	<b>SERVICIOS DE INSTALACIÓN, REPARACIÓN, MANTEN</b>	<b>\$331,757.44</b>	<b>\$84,282.20</b>	<b>\$416,039.64</b>	<b>\$407,979.08</b>	<b>\$8,060.56</b>	<b>\$406,079.00</b>	<b>\$1,900.08</b>	<b>\$9,960.64</b>	<b>\$406,079.00</b>	<b>\$406,079.00</b>	<b>\$0.00</b>
3510	Conservación y mantenimiento menor de inmuebles	\$131,684.60	\$97,338.43	\$229,023.03	\$229,023.03	\$0.00	\$229,023.03	\$0.00	\$0.00	\$229,023.03	\$229,023.03	\$0.00
3511	Conservación y mantenimiento menor de inmuebles	\$131,684.60	\$97,338.43	\$229,023.03	\$229,023.03	\$0.00	\$229,023.03	\$0.00	\$0.00	\$229,023.03	\$229,023.03	\$0.00
3520	Instalación, reparación y mantenimiento de mobiliario y ex	\$37,663.74	-\$3,047.10	\$34,616.64	\$34,456.64	\$160.00	\$34,456.64	\$0.00	\$160.00	\$34,456.64	\$34,456.64	\$0.00



Usr: subplaneacion  
Rep: rptEstadoPresupuestoEgresos\_FF

# Instituto Tecnológico Superior de Tepeaca Estado de Puebla

## Estado del Ejercicio del Presupuesto por Fuente de Financiamiento Al 30/nov/2019

Fecha y hora de Impresión | 13/dic/2019  
09:25 a.m.

Fuente de Financiamiento		Aprobado	Ampliaciones / (Reducciones)	Presupuesto Vigente	Comprometido	Presupuesto Disponibile para Comprometer	Devengado	Comprometido No Devengado	Presupuesto Sin Devengar	Ejercido	Pagado	Cuentas por
Objeto	del Gasto											Pagar Deuda
3521	Instalación, reparación y mantenimiento de mobiliario y ex	\$37,663.74	-\$3,047.10	\$34,616.64	\$34,456.64	\$160.00	\$34,456.64	\$0.00	\$160.00	\$34,456.64	\$34,456.64	\$0.00
3530	Instalación, reparación y mantenimiento de equipo de cór	\$31,617.00	\$4,459.00	\$36,076.00	\$36,076.00	\$0.00	\$36,076.00	\$0.00	\$0.00	\$36,076.00	\$36,076.00	\$0.00
3531	Instalación, reparación y mantenimiento de equipo de cór	\$31,617.00	\$4,459.00	\$36,076.00	\$36,076.00	\$0.00	\$36,076.00	\$0.00	\$0.00	\$36,076.00	\$36,076.00	\$0.00
3550	Reparación y mantenimiento de equipo de transporte	\$37,668.49	-\$1,973.13	\$35,695.36	\$32,235.41	\$3,459.95	\$30,335.33	\$1,900.08	\$5,360.03	\$30,335.33	\$30,335.33	\$0.00
3551	Reparación y mantenimiento de equipo de transporte	\$37,668.49	-\$1,973.13	\$35,695.36	\$32,235.41	\$3,459.95	\$30,335.33	\$1,900.08	\$5,360.03	\$30,335.33	\$30,335.33	\$0.00
3570	Instalación, reparación y mantenimiento de maquinaria, o	\$16,839.74	\$28,980.26	\$45,820.00	\$45,820.00	\$0.00	\$45,820.00	\$0.00	\$0.00	\$45,820.00	\$45,820.00	\$0.00
3571	Instalación, reparación y mantenimiento de maquinaria, o	\$16,839.74	\$28,980.26	\$45,820.00	\$45,820.00	\$0.00	\$45,820.00	\$0.00	\$0.00	\$45,820.00	\$45,820.00	\$0.00
3580	Servicios de limpieza y manejo de desechos	\$32,423.81	-\$23,923.20	\$8,500.61	\$4,060.00	\$4,440.61	\$4,060.00	\$0.00	\$4,440.61	\$4,060.00	\$4,060.00	\$0.00
3581	Servicios de limpieza y manejo de desechos	\$32,423.81	-\$23,923.20	\$8,500.61	\$4,060.00	\$4,440.61	\$4,060.00	\$0.00	\$4,440.61	\$4,060.00	\$4,060.00	\$0.00
3590	Servicios de jardinería y fumigación	\$43,860.06	-\$17,552.06	\$26,308.00	\$26,308.00	\$0.00	\$26,308.00	\$0.00	\$0.00	\$26,308.00	\$26,308.00	\$0.00
3591	Servicios de jardinería y fumigación	\$43,860.06	-\$17,552.06	\$26,308.00	\$26,308.00	\$0.00	\$26,308.00	\$0.00	\$0.00	\$26,308.00	\$26,308.00	\$0.00
<b>3600</b>	<b>SERVICIOS DE COMUNICACIÓN SOCIAL Y PUBLICIDA</b>	<b>\$100,000.00</b>	<b>-\$100,000.00</b>	<b>\$0.00</b>	<b>\$0.00</b>	<b>\$0.00</b>	<b>\$0.00</b>	<b>\$0.00</b>	<b>\$0.00</b>	<b>\$0.00</b>	<b>\$0.00</b>	<b>\$0.00</b>
3610	Difusión por radio, televisión y otros medios de mensajes	\$100,000.00	-\$100,000.00	\$0.00	\$0.00	\$0.00	\$0.00	\$0.00	\$0.00	\$0.00	\$0.00	\$0.00
3611	Difusión por radio, televisión y otros medios de mensajes	\$100,000.00	-\$100,000.00	\$0.00	\$0.00	\$0.00	\$0.00	\$0.00	\$0.00	\$0.00	\$0.00	\$0.00
<b>3700</b>	<b>SERVICIOS DE TRASLADO Y VIÁTICOS</b>	<b>\$157,483.34</b>	<b>-\$10,342.80</b>	<b>\$147,140.54</b>	<b>\$84,662.18</b>	<b>\$62,478.36</b>	<b>\$84,662.18</b>	<b>\$0.00</b>	<b>\$62,478.36</b>	<b>\$84,662.18</b>	<b>\$84,662.18</b>	<b>\$0.00</b>
3710	Pasajes aéreos	\$25,000.00	-\$10,222.00	\$14,778.00	\$14,778.00	\$0.00	\$14,778.00	\$0.00	\$0.00	\$14,778.00	\$14,778.00	\$0.00
3711	Pasajes Aéreos Nacionales	\$25,000.00	-\$10,222.00	\$14,778.00	\$14,778.00	\$0.00	\$14,778.00	\$0.00	\$0.00	\$14,778.00	\$14,778.00	\$0.00
3720	Pasajes terrestres	\$30,646.92	-\$116.00	\$30,530.92	\$10,802.00	\$19,728.92	\$10,802.00	\$0.00	\$19,728.92	\$10,802.00	\$10,802.00	\$0.00
3721	Pasajes terrestres Nacionales	\$30,646.92	-\$116.00	\$30,530.92	\$10,802.00	\$19,728.92	\$10,802.00	\$0.00	\$19,728.92	\$10,802.00	\$10,802.00	\$0.00
3750	Viáticos en el país	\$98,836.42	-\$4,434.80	\$94,401.62	\$52,577.18	\$41,824.44	\$52,577.18	\$0.00	\$41,824.44	\$52,577.18	\$52,577.18	\$0.00
3751	Viáticos en el país	\$98,836.42	-\$4,434.80	\$94,401.62	\$52,577.18	\$41,824.44	\$52,577.18	\$0.00	\$41,824.44	\$52,577.18	\$52,577.18	\$0.00
3780	Servicios integrales de traslado y viáticos	\$3,000.00	\$4,430.00	\$7,430.00	\$6,505.00	\$925.00	\$6,505.00	\$0.00	\$925.00	\$6,505.00	\$6,505.00	\$0.00
3781	Servicios integrales de traslado y viáticos	\$3,000.00	\$4,430.00	\$7,430.00	\$6,505.00	\$925.00	\$6,505.00	\$0.00	\$925.00	\$6,505.00	\$6,505.00	\$0.00
<b>3800</b>	<b>SERVICIOS OFICIALES</b>	<b>\$126,747.94</b>	<b>-\$61,998.00</b>	<b>\$64,749.94</b>	<b>\$64,390.11</b>	<b>\$359.83</b>	<b>\$64,390.11</b>	<b>\$0.00</b>	<b>\$359.83</b>	<b>\$64,390.11</b>	<b>\$64,390.11</b>	<b>\$0.00</b>
3820	Gastos de orden social y cultural	\$60,225.94	\$0.00	\$60,225.94	\$59,866.11	\$359.83	\$59,866.11	\$0.00	\$359.83	\$59,866.11	\$59,866.11	\$0.00
3821	Gastos de orden social y cultural	\$60,225.94	\$0.00	\$60,225.94	\$59,866.11	\$359.83	\$59,866.11	\$0.00	\$359.83	\$59,866.11	\$59,866.11	\$0.00
3830	Congresos y convenciones	\$66,522.00	-\$61,998.00	\$4,524.00	\$4,524.00	\$0.00	\$4,524.00	\$0.00	\$0.00	\$4,524.00	\$4,524.00	\$0.00
3831	Congresos y convenciones	\$66,522.00	-\$61,998.00	\$4,524.00	\$4,524.00	\$0.00	\$4,524.00	\$0.00	\$0.00	\$4,524.00	\$4,524.00	\$0.00
<b>3900</b>	<b>OTROS SERVICIOS GENERALES</b>	<b>\$464,980.03</b>	<b>-\$5,234.04</b>	<b>\$459,745.99</b>	<b>\$316,013.05</b>	<b>\$143,732.94</b>	<b>\$316,013.05</b>	<b>\$0.00</b>	<b>\$143,732.94</b>	<b>\$316,013.05</b>	<b>\$285,697.11</b>	<b>\$30,315.94</b>
3920	Impuestos y derechos	\$75,000.00	\$0.00	\$75,000.00	\$32,394.21	\$42,605.79	\$32,394.21	\$0.00	\$42,605.79	\$32,394.21	\$32,394.21	\$0.00
3921	Impuestos y derechos	\$75,000.00	\$0.00	\$75,000.00	\$32,394.21	\$42,605.79	\$32,394.21	\$0.00	\$42,605.79	\$32,394.21	\$32,394.21	\$0.00



Utr: subplaneacion  
Rep: rptEstadoPresupuestoEgresos\_FF

# Instituto Tecnológico Superior de Tepeaca Estado de Puebla


## Estado del Ejercicio del Presupuesto por Fuente de Financiamiento Al 30/nov/2019


Fecha y hora de Impresión | 13/dic/2019  
09:25 a.m.

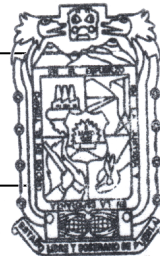
Fuente de Financiamiento		Aprobado	Ampliaciones / (Reducciones)	Presupuesto Vigente	Comprometido	Presupuesto Disponibile para Comprometer	Devengado	Comprometido No Devengado	Presupuesto Sin Devengar	Ejercido	Pagado	Cuentas por Pagar Deuda
Objeto	Gasto											
3980	Impuesto sobre nóminas y otros que se deriven de una re	\$389,980.03	-\$5,234.04	\$384,745.99	\$283,618.84	\$101,127.15	\$283,618.84	\$0.00	\$101,127.15	\$283,618.84	\$253,302.90	\$30,315.94
3981	Impuesto sobre nóminas y otros que se deriven de una re	\$389,980.03	-\$5,234.04	\$384,745.99	\$283,618.84	\$101,127.15	\$283,618.84	\$0.00	\$101,127.15	\$283,618.84	\$253,302.90	\$30,315.94
<b>4000</b>	<b>TRANSFERENCIAS, ASIGNACIONES, SUBSIDIO</b>	<b>\$250,000.00</b>	<b>-\$151,634.47</b>	<b>\$98,365.53</b>	<b>\$83,296.93</b>	<b>\$15,068.60</b>	<b>\$83,296.93</b>	<b>\$0.00</b>	<b>\$15,068.60</b>	<b>\$83,296.93</b>	<b>\$83,296.93</b>	<b>\$0.00</b>
<b>4400</b>	<b>AYUDAS SOCIALES</b>	<b>\$250,000.00</b>	<b>-\$151,634.47</b>	<b>\$98,365.53</b>	<b>\$83,296.93</b>	<b>\$15,068.60</b>	<b>\$83,296.93</b>	<b>\$0.00</b>	<b>\$15,068.60</b>	<b>\$83,296.93</b>	<b>\$83,296.93</b>	<b>\$0.00</b>
4440	Ayudas sociales a actividades científicas o académicas	\$250,000.00	-\$151,634.47	\$98,365.53	\$83,296.93	\$15,068.60	\$83,296.93	\$0.00	\$15,068.60	\$83,296.93	\$83,296.93	\$0.00
4441	Ayudas sociales a actividades científicas o académicas	\$250,000.00	-\$151,634.47	\$98,365.53	\$83,296.93	\$15,068.60	\$83,296.93	\$0.00	\$15,068.60	\$83,296.93	\$83,296.93	\$0.00
<b>ESTATAL</b>		<b>\$19,257,509.00</b>	<b>\$1,753,839.00</b>	<b>\$21,011,348.00</b>	<b>\$16,968,475.75</b>	<b>\$4,042,872.25</b>	<b>\$16,964,577.00</b>	<b>\$3,898.75</b>	<b>\$4,046,771.00</b>	<b>\$16,964,577.00</b>	<b>\$16,934,261.06</b>	<b>\$30,315.94</b>
<b>17 CAPTACION DE DERECHOS</b>												
<b>1000</b>	<b>SERVICIOS PERSONALES</b>	<b>\$2,206,163.00</b>	<b>-\$391,969.85</b>	<b>\$1,814,193.15</b>	<b>\$492,740.18</b>	<b>\$1,321,452.97</b>	<b>\$492,740.18</b>	<b>\$0.00</b>	<b>\$1,321,452.97</b>	<b>\$492,740.18</b>	<b>\$492,740.18</b>	<b>\$0.00</b>
<b>1500</b>	<b>OTRAS PRESTACIONES SOCIALES Y ECONÓMICAS</b>	<b>\$2,206,163.00</b>	<b>-\$753,294.97</b>	<b>\$1,452,868.03</b>	<b>\$131,415.06</b>	<b>\$1,321,452.97</b>	<b>\$131,415.06</b>	<b>\$0.00</b>	<b>\$1,321,452.97</b>	<b>\$131,415.06</b>	<b>\$131,415.06</b>	<b>\$0.00</b>
1520	Indemnizaciones	\$2,206,163.00	-\$753,294.97	\$1,452,868.03	\$131,415.06	\$1,321,452.97	\$131,415.06	\$0.00	\$1,321,452.97	\$131,415.06	\$131,415.06	\$0.00
1521	Indemnizaciones	\$2,206,163.00	-\$753,294.97	\$1,452,868.03	\$131,415.06	\$1,321,452.97	\$131,415.06	\$0.00	\$1,321,452.97	\$131,415.06	\$131,415.06	\$0.00
<b>1700</b>	<b>PAGO DE ESTÍMULOS A SERVIDORES PÚBLICOS</b>	<b>\$0.00</b>	<b>\$361,325.12</b>	<b>\$361,325.12</b>	<b>\$361,325.12</b>	<b>\$0.00</b>	<b>\$361,325.12</b>	<b>\$0.00</b>	<b>\$0.00</b>	<b>\$361,325.12</b>	<b>\$361,325.12</b>	<b>\$0.00</b>
1710	Estímulos	\$0.00	\$361,325.12	\$361,325.12	\$361,325.12	\$0.00	\$361,325.12	\$0.00	\$0.00	\$361,325.12	\$361,325.12	\$0.00
1711	Estímulos	\$0.00	\$361,325.12	\$361,325.12	\$361,325.12	\$0.00	\$361,325.12	\$0.00	\$0.00	\$361,325.12	\$361,325.12	\$0.00
<b>2000</b>	<b>MATERIALES Y SUMINISTROS</b>	<b>\$0.00</b>	<b>\$59,119.11</b>	<b>\$59,119.11</b>	<b>\$59,119.11</b>	<b>\$0.00</b>	<b>\$59,119.11</b>	<b>\$0.00</b>	<b>\$0.00</b>	<b>\$59,119.11</b>	<b>\$59,119.11</b>	<b>\$0.00</b>
<b>2100</b>	<b>MATERIALES DE ADMINISTRACIÓN, EMISIÓN DE DOC</b>	<b>\$0.00</b>	<b>\$59,119.11</b>	<b>\$59,119.11</b>	<b>\$59,119.11</b>	<b>\$0.00</b>	<b>\$59,119.11</b>	<b>\$0.00</b>	<b>\$0.00</b>	<b>\$59,119.11</b>	<b>\$59,119.11</b>	<b>\$0.00</b>
2170	Materiales y útiles de enseñanza	\$0.00	\$59,119.11	\$59,119.11	\$59,119.11	\$0.00	\$59,119.11	\$0.00	\$0.00	\$59,119.11	\$59,119.11	\$0.00
2171	Materiales y útiles de enseñanza	\$0.00	\$59,119.11	\$59,119.11	\$59,119.11	\$0.00	\$59,119.11	\$0.00	\$0.00	\$59,119.11	\$59,119.11	\$0.00
<b>3000</b>	<b>SERVICIOS GENERALES</b>	<b>\$0.00</b>	<b>\$637,523.91</b>	<b>\$637,523.91</b>	<b>\$633,854.00</b>	<b>\$3,669.91</b>	<b>\$633,854.00</b>	<b>\$0.00</b>	<b>\$3,669.91</b>	<b>\$617,384.00</b>	<b>\$522,864.00</b>	<b>\$110,990.00</b>
<b>3300</b>	<b>SERVICIOS PROFESIONALES, CIENTÍFICOS, TÉCNICO</b>	<b>\$0.00</b>	<b>\$604,990.00</b>	<b>\$604,990.00</b>	<b>\$604,990.00</b>	<b>\$0.00</b>	<b>\$604,990.00</b>	<b>\$0.00</b>	<b>\$0.00</b>	<b>\$588,520.00</b>	<b>\$494,000.00</b>	<b>\$110,990.00</b>
3310	Servicios legales, de contabilidad, auditoría y relacionado	\$0.00	\$435,000.00	\$435,000.00	\$435,000.00	\$0.00	\$435,000.00	\$0.00	\$0.00	\$435,000.00	\$435,000.00	\$0.00
3311	Servicios legales, de contabilidad, auditoría y relacionado	\$0.00	\$435,000.00	\$435,000.00	\$435,000.00	\$0.00	\$435,000.00	\$0.00	\$0.00	\$435,000.00	\$435,000.00	\$0.00
3340	Servicios de capacitación	\$0.00	\$169,990.00	\$169,990.00	\$169,990.00	\$0.00	\$169,990.00	\$0.00	\$0.00	\$153,520.00	\$59,000.00	\$110,990.00
3341	Servicios de capacitación	\$0.00	\$169,990.00	\$169,990.00	\$169,990.00	\$0.00	\$169,990.00	\$0.00	\$0.00	\$153,520.00	\$59,000.00	\$110,990.00
<b>3700</b>	<b>SERVICIOS DE TRASLADO Y VIÁTICOS</b>	<b>\$0.00</b>	<b>\$8,033.91</b>	<b>\$8,033.91</b>	<b>\$4,364.00</b>	<b>\$3,669.91</b>	<b>\$4,364.00</b>	<b>\$0.00</b>	<b>\$3,669.91</b>	<b>\$4,364.00</b>	<b>\$4,364.00</b>	<b>\$0.00</b>
3710	Pasajes aéreos	\$0.00	\$3,421.14	\$3,421.14	\$0.00	\$3,421.14	\$0.00	\$0.00	\$3,421.14	\$0.00	\$0.00	\$0.00
3711	Pasajes Aéreos Nacionales	\$0.00	\$3,421.14	\$3,421.14	\$0.00	\$3,421.14	\$0.00	\$0.00	\$3,421.14	\$0.00	\$0.00	\$0.00
3720	Pasajes terrestres	\$0.00	\$2,600.00	\$2,600.00	\$2,551.23	\$48.77	\$2,551.23	\$0.00	\$48.77	\$2,551.23	\$2,551.23	\$0.00
3721	Pasajes terrestres Nacionales	\$0.00	\$2,600.00	\$2,600.00	\$2,551.23	\$48.77	\$2,551.23	\$0.00	\$48.77	\$2,551.23	\$2,551.23	\$0.00




Fuente de Financiamiento		Aprobado	Ampliaciones / (Reducciones)	Presupuesto Vigente	Comprometido	Presupuesto Disponible para Comprometer	Devengado	Comprometido No Devengado	Presupuesto Sin Devengar	Ejercido	Pagado	Cuentas por Pagar Deuda
Objeto	Gasto											
3750	Viáticos en el país	\$0.00	\$2,012.77	\$2,012.77	\$1,812.77	\$200.00	\$1,812.77	\$0.00	\$200.00	\$1,812.77	\$1,812.77	\$0.00
3751	Viáticos en el país	\$0.00	\$2,012.77	\$2,012.77	\$1,812.77	\$200.00	\$1,812.77	\$0.00	\$200.00	\$1,812.77	\$1,812.77	\$0.00
<b>3900</b>	<b>OTROS SERVICIOS GENERALES</b>	<b>\$0.00</b>	<b>\$24,500.00</b>	<b>\$24,500.00</b>	<b>\$24,500.00</b>	<b>\$0.00</b>	<b>\$24,500.00</b>	<b>\$0.00</b>	<b>\$0.00</b>	<b>\$24,500.00</b>	<b>\$24,500.00</b>	<b>\$0.00</b>
3920	Impuestos y derechos	\$0.00	\$24,500.00	\$24,500.00	\$24,500.00	\$0.00	\$24,500.00	\$0.00	\$0.00	\$24,500.00	\$24,500.00	\$0.00
3921	Impuestos y derechos	\$0.00	\$24,500.00	\$24,500.00	\$24,500.00	\$0.00	\$24,500.00	\$0.00	\$0.00	\$24,500.00	\$24,500.00	\$0.00
<b>4000</b>	<b>TRANSFERENCIAS, ASIGNACIONES, SUBSIDIO</b>	<b>\$0.00</b>	<b>\$268,826.23</b>	<b>\$268,826.23</b>	<b>\$238,563.00</b>	<b>\$30,263.23</b>	<b>\$232,258.00</b>	<b>\$6,305.00</b>	<b>\$36,568.23</b>	<b>\$232,258.00</b>	<b>\$230,997.00</b>	<b>\$1,261.00</b>
<b>4400</b>	<b>AYUDAS SOCIALES</b>	<b>\$0.00</b>	<b>\$268,826.23</b>	<b>\$268,826.23</b>	<b>\$238,563.00</b>	<b>\$30,263.23</b>	<b>\$232,258.00</b>	<b>\$6,305.00</b>	<b>\$36,568.23</b>	<b>\$232,258.00</b>	<b>\$230,997.00</b>	<b>\$1,261.00</b>
4410	Ayudas sociales a personas	\$0.00	\$130,787.00	\$130,787.00	\$120,489.00	\$10,298.00	\$114,184.00	\$6,305.00	\$16,603.00	\$114,184.00	\$112,923.00	\$1,261.00
4411	Ayudas sociales a personas	\$0.00	\$130,787.00	\$130,787.00	\$120,489.00	\$10,298.00	\$114,184.00	\$6,305.00	\$16,603.00	\$114,184.00	\$112,923.00	\$1,261.00
4440	Ayudas sociales a actividades científicas o académicas	\$0.00	\$138,039.23	\$138,039.23	\$118,074.00	\$19,965.23	\$118,074.00	\$0.00	\$19,965.23	\$118,074.00	\$118,074.00	\$0.00
4441	Ayudas sociales a actividades científicas o académicas	\$0.00	\$138,039.23	\$138,039.23	\$118,074.00	\$19,965.23	\$118,074.00	\$0.00	\$19,965.23	\$118,074.00	\$118,074.00	\$0.00
<b>CAPTACION DE DERECHOS</b>		<b>\$2,206,163.00</b>	<b>\$573,499.40</b>	<b>\$2,779,662.40</b>	<b>\$1,424,276.29</b>	<b>\$1,355,386.11</b>	<b>\$1,417,971.29</b>	<b>\$6,305.00</b>	<b>\$1,361,691.11</b>	<b>\$1,401,501.29</b>	<b>\$1,305,720.29</b>	<b>\$112,251.00</b>
<b>Total Final</b>		<b>\$40,996,181.00</b>	<b>\$9,216,919.34</b>	<b>\$50,213,100.34</b>	<b>\$40,090,882.45</b>	<b>\$10,122,217.89</b>	<b>\$40,055,173.48</b>	<b>\$35,708.97</b>	<b>\$10,157,926.86</b>	<b>\$40,038,703.48</b>	<b>\$39,674,808.29</b>	<b>\$380,365.19</b>

  
DRA. MARÍA LUISA JUÁREZ HERNÁNDEZ  
DIRECTORA GENERAL

  
MI. GABRIELA CECILIA PORTES FLORES LARA  
SUBDIRECTORA DE PLANEACIÓN Y EVALUACIÓN



INSTITUTO TECNOLÓGICO  
SUPERIOR DE TEPEACA

  
MIA. JOSÉ GUADALUPE AGUILAR JIMÉNEZ  
DIRECTOR DE PLANEACIÓN, ADMINISTRACIÓN Y FINANZAS

  
CP. ELVIA MARTHA LARIOS PONCE  
JEFA DEL DEPTO. DE REC. FINANCIEROS Y CONTABILIDAD